

6th Rg International Tournament

PESARO

Juniors

Name				Score D	Score E	Pen.	Total
1	NF:	RUS	RUSSIA				
BRAVIKOVA Yulia	<input checked="" type="checkbox"/>			7,700	9,000		16,700
KUZNETSOVA Karina	<input type="checkbox"/>			7,600	9,000		16,600
ANNENKOVA Irina	<input checked="" type="checkbox"/>			7,500	8,866		16,366
BRAVIKOVA Yulia	<input type="checkbox"/>			7,200	8,966		16,166
2	NF:	BLR	BELARUS				
MANAKHAVA Stefaniva-Sofiva	<input type="checkbox"/>			7,150	8,900		16,050
TRUBACH Marvia	<input type="checkbox"/>			7,100	8,900		16,000
TRUBACH Marvia	<input checked="" type="checkbox"/>			6,900	7,833		14,733
MANAKHAVA Stefaniya-Sofiya	<input checked="" type="checkbox"/>			6,400	8,100		14,500
3	NF:	USA	UNITED STATES				
ZENG Laura	<input type="checkbox"/>			7,250	8,566		15,816
ZENG Laura	<input checked="" type="checkbox"/>			7,250	8,233		15,483
FEELEY Camila	<input type="checkbox"/>			6,450	8,266		14,716
FEELEY Camila	<input checked="" type="checkbox"/>			6,550	7,500		14,050
4	NF:	ITA	ITALY				
PARRINI Ginevra	<input type="checkbox"/>			6,700	8,533		15,233
CICCONCELLI Letizia	<input checked="" type="checkbox"/>			6,800	8,366		15,166
MALAVASI Arianna	<input type="checkbox"/>			6,350	8,566		14,916
MALAVASI Arianna	<input checked="" type="checkbox"/>			6,500	7,966		14,466
5	NF:	AZE	AZERBAIJAN				
PIRIYEVA Zhala	<input checked="" type="checkbox"/>			7,100	8,100		15,200
PIRIYEVA Zhala	<input type="checkbox"/>			6,550	8,300		14,850
ISMAILOVA Zulevkha	<input checked="" type="checkbox"/>			6,450	8,200		14,650
ISMAILOVA Zulevkha	<input type="checkbox"/>			6,300	8,066		14,366
6	NF:	ISR	ISRAEL				
ASHRAM Linov	<input checked="" type="checkbox"/>			7,300	8,166		15,466
ASHRAM Linov	<input type="checkbox"/>			6,650	8,300		14,950
LEVI Lea	<input checked="" type="checkbox"/>			6,100	7,800		13,900
OFIR Davan	<input type="checkbox"/>			5,500	7,566		13,066

6th Rg International Tournament

PESARO

Juniors

Name				Score D	Score E	Pen.	Total
7	NF:	BUL	BULGARIA				
							57,166
MARINOVA Katerina				6,150	8,500		14,650
MARINOVA Katerina				6,500	8,100		14,600
IVANOVA Asva				6,250	8,233		14,483
IVANOVA Asva				5,800	7,633		13,433
8	NF:	ITA	ITALY				
							56,982
VILUCCHI Maria				6,300	8,233		14,533
TORNATORE Beatrice				6,300	8,200		14,500
VIOLANTE Carlotta				6,250	7,833		14,083
TORNATORE Beatrice				6,200	7,666		13,866
9	NF:	GRE	GREECE				
							56,665
KELAIDITI Eleni				6,800	8,066		14,866
KELAIDITI Eleni				6,600	8,033		14,633
MARTHA Georgia				5,950	8,033		13,983
MARTHA Georgia				5,450	7,733		13,183
10	NF:	HUN	HUNGARY				
							55,766
KIS Alexandra				6,100	8,400		14,500
SZAKALY Borbala				6,100	8,033		14,133
VARAY Mira				5,900	8,133		14,033
PIGNICZKI Fanni				5,900	7,200		13,100
11	NF:	FRA	FRANCE				
							54,766
AY Camille				6,150	8,200		14,350
AY Camille				6,050	7,666		13,716
JOVENIN Axelle				5,600	7,800		13,400
DELENA Clara				5,700	7,600		13,300
12	NF:	JPN	JAPAN				
							54,398
KITA Sumire				6,000	8,166		14,166
TATSUZAWA Takana				6,000	7,966		13,966
KITA Sumire				5,450	7,733		13,183
TATSUZAWA Takana				5,550	7,533		13,083

6th Rg International Tournament

PESARO

Juniors

Name				Score D	Score E	Pen.	Total
13	NF:	CZE	CZECH REPUBLIC				
							54,366
TOMKOVA Anna			<input type="checkbox"/>	5,800	8,000		13,800
KOBYLKOVA Denisa			<input checked="" type="checkbox"/>	6,050	7,600		13,650
TOMKOVA Anna			<input checked="" type="checkbox"/>	5,900	7,733		13,633
BOROVCOVA Suzanne			<input type="checkbox"/>	5,450	7,833		13,283
14	NF:	ROU	ROMANIA				
							54,282
FILIORIANU Ana Liuza			<input type="checkbox"/>	6,450	8,366		14,816
FILIORIANU Ana Liuza			<input checked="" type="checkbox"/>	6,600	8,200		14,800
DAVID Alice			<input type="checkbox"/>	5,150	7,666		12,816
DAVID Alice			<input checked="" type="checkbox"/>	4,950	6,900		11,850
15	NF:	GER	GERMANY				
							54,166
TKALTSCHEWITSCH Lea			<input type="checkbox"/>	6,050	7,900		13,950
BURJAK Viktoria			<input type="checkbox"/>	6,100	7,766		13,866
TIKHONOVICH Alexandra			<input checked="" type="checkbox"/>	5,850	7,400		13,250
BURJAK Viktoria			<input checked="" type="checkbox"/>	5,600	7,500		13,100
16	NF:	TUR	TURKEY				
							53,432
CANKAYA Ecem			<input type="checkbox"/>	5,900	8,100		14,000
CANKAYA Ecem			<input checked="" type="checkbox"/>	5,800	7,766		13,566
KIR Guler			<input type="checkbox"/>	5,250	7,700		12,950
BEKTAS Selen			<input checked="" type="checkbox"/>	5,350	7,566		12,916
17	NF:	POL	POLAND				
							53,365
KOSOULIEVA Annelika			<input type="checkbox"/>	5,800	8,066		13,866
WISNIEWSKA Julia			<input type="checkbox"/>	5,300	8,000		13,300
WISNIEWSKA Julia			<input checked="" type="checkbox"/>	5,650	7,633		13,283
PIJANOWSKA Sonia			<input checked="" type="checkbox"/>	5,350	7,566		12,916
18	NF:	EST	ESTONIA				
							53,265
FROLOVA Lana			<input checked="" type="checkbox"/>	6,000	7,566		13,566
FROLOVA Lana			<input type="checkbox"/>	5,900	7,533		13,433
KABRITS Laurabell			<input type="checkbox"/>	5,550	7,633		13,183
KABRITS Laurabell			<input checked="" type="checkbox"/>	5,550	7,533		13,083

6th Rg International Tournament

PESARO

Juniors

Name				Score D	Score E	Pen.	Total
19	NF:	KAZ	KAZAKHSTAN				52,982
LYSSOGOR Veronika				5,900	8,166		14,066
MAINOVSKAYA Yelizaveta				5,850	7,866		13,716
MAINOVSKAYA Yelizaveta				5,650	7,400		13,050
LYSSOGOR Veronika				4,950	7,200		12,150
20	NF:	CAN	CANADA				52,233
COZMA Ecaterina				5,700	7,800		13,500
COZMA Ecaterina				5,600	7,800		13,400
KNOWLES Nicola				5,450	7,600		13,050
KNOWLES Nicola				4,950	7,333		12,283
21	NF:	AUT	AUSTRIA				49,799
BREUSS Noelle				5,500	7,933		13,433
BREUSS Noelle				5,500	7,000		12,500
NACHBAUR Anika				4,500	7,666		12,166
NACHBAUR Anika				4,500	7,200		11,700
22	NF:	BEL	BELGIUM				49,698
COLLIN Anais				6,150	7,800		13,950
WYERS Kaat				5,050	7,566		12,616
WYERS Kaat				5,400	7,066	0,600	11,866
COLLIN Anais				4,300	6,966		11,266
23	NF:	LAT	LATVIA				49,615
SIDOROVA Jekaterina				5,950	7,833		13,783
LEINA Arina				5,400	7,800		13,200
ZAICA Elina				4,650	7,466		12,116
MEZECKA Viktorija				4,750	6,366	0,600	10,516
24	NF:	SLO	SLOVENIA				49,432
ZOREC Iza				5,550	7,900		13,450
KARNER Taia				5,200	7,500		12,700
POGORSEK Aleksandra				5,150	6,866		12,016
KARNER Taia				4,500	7,366	0,600	11,266

6th Rg International Tournament

PESARO

Juniors

Name								
25	NF:	SRB	SERBIA		Score D	Score E	Pen.	Total
								49,300
RADULOVIC Stasa				<input type="checkbox"/>	5,350	7,500		12,850
OBRADOVIC Tamara				<input type="checkbox"/>	5,450	7,200		12,650
RADULOVIC Stasa				<input checked="" type="checkbox"/>	5,500	7,000		12,500
MAKSIMOVIC Sania				<input checked="" type="checkbox"/>	4,600	6,700		11,300
26	NF:	POR	PORTUGAL		Score D	Score E	Pen.	Total
								47,715
SANTOS Adriana				<input type="checkbox"/>	5,050	7,366		12,416
SANTOS Adriana				<input checked="" type="checkbox"/>	5,100	6,866		11,966
SANTOS Beatriz				<input type="checkbox"/>	4,850	6,833		11,683
SANTOS Beatriz				<input checked="" type="checkbox"/>	4,350	7,300		11,650

Name							
1	NF:	RUS	RUSSIA	Score D	Score E	Pen.	Total
							99,282
BRAVIKOVA Yulia				7,700	9,000		16,700
BRAVIKOVA Yulia				7,550	9,133		16,683
BRAVIKOVA Yulia				7,500	9,133		16,633
KUZNETSOVA Karina				7,600	9,000		16,600
ANNENKOVA Irina				7,500	8,866		16,366
ANNENKOVA Irina				7,500	8,800		16,300
BRAVIKOVA Yulia				7,200	8,966		16,166 *
KUZNETSOVA Karina				6,050	8,466		14,516 *
2	NF:	BLR	BELARUS	Score D	Score E	Pen.	Total
							95,349
MANAKHAVA Stefaniva-Sofiva				7,400	8,900		16,300
TRUBACH Marvia				7,350	8,866		16,216
MANAKHAVA Stefaniva-Sofiva				7,150	8,900		16,050
RYBAKOVA Anastasiva				7,250	8,800		16,050
TRUBACH Marvia				7,100	8,900		16,000
TRUBACH Marvia				6,900	7,833		14,733
RYBAKOVA Anastasiva				6,500	8,166		14,666 *
MANAKHAVA Stefaniva-Sofiva				6,400	8,100		14,500 *
3	NF:	USA	UNITED STATES	Score D	Score E	Pen.	Total
							92,231
ZENG Laura				7,350	8,566		15,916
ZENG Laura				7,250	8,566		15,816
ZENG Laura				7,150	8,500		15,650
ZENG Laura				7,250	8,233		15,483
FEELEY Camila				6,450	8,266		14,716
FEELEY Camila				6,450	8,200		14,650
FEELEY Camila				6,550	7,500		14,050 *
FEELEY Camila				5,850	7,833		13,683 *
4	NF:	ITA	ITALY	Score D	Score E	Pen.	Total
							91,031
CICCONCELLI Letizia				6,800	8,533		15,333
MALAVASI Arianna				6,650	8,600		15,250
PARRINI Ginevra				6,700	8,533		15,233
CICCONCELLI Letizia				6,800	8,366		15,166
MALAVASI Arianna				6,600	8,533		15,133
MALAVASI Arianna				6,350	8,566		14,916
PARRINI Ginevra				6,200	8,333		14,533 *
MALAVASI Arianna				6,500	7,966		14,466 *



























* The Team result has been calculated on the best 6 of the 8 presented exercises

Name				Score D	Score E	Pen.	Total
5	NF:	AZE	AZERBAIJAN				90,099
ISMAILOVA Zulevkha				6,650	8,633		15,283
PIRIYEVA Zhala				7,100	8,100		15,200
ISMAILOVA Zulevkha				6,800	8,366		15,166
PIRIYEVA Zhala				6,450	8,500		14,950
PIRIYEVA Zhala				6,550	8,300		14,850
ISMAILOVA Zulevkha				6,450	8,200		14,650
ISMAILOVA Zulevkha				6,300	8,066		14,366 *
PIRIYEVA Zhala				5,500	8,000		13,500 *
6	NF:	ISR	ISRAEL				88,965
ASHRAM Linov				7,300	8,333		15,633
ASHRAM Linov				7,300	8,166		15,466
ASHRAM Linov				6,650	8,300		14,950
LEVI Lea				6,500	8,166		14,666
ASHRAM Linov				6,350	8,000		14,350
LEVI Lea				6,100	7,800		13,900
OFIR Davan				5,500	7,566		13,066 *
OFIR Davan				4,700	7,633		12,333 *
7	NF:	BUL	BULGARIA				88,665
MARINOVA Katerina				6,900	8,500		15,400
IVANOVA Asva				6,550	8,266		14,816
MARINOVA Katerina				6,550	8,166		14,716
MARINOVA Katerina				6,150	8,500		14,650
MARINOVA Katerina				6,500	8,100		14,600
IVANOVA Asva				6,250	8,233		14,483
IVANOVA Asva				6,100	8,300		14,400 *
IVANOVA Asva				5,800	7,633		13,433 *
8	NF:	ITA	ITALY				87,065
VILUCCHI Maria				6,450	8,500		14,950
VIOLANTE Carlotta				6,250	8,433		14,683
VILUCCHI Maria				6,300	8,233		14,533
TORNATORE Beatrice				6,300	8,200		14,500
VIOLANTE Carlotta				6,150	8,166		14,316
VIOLANTE Carlotta				6,250	7,833		14,083
TORNATORE Beatrice				6,200	7,666		13,866 *
VILUCCHI Maria				6,050	7,500		13,550 *

* The Team result has been calculated on the best 6 of the 8 presented exercises

Name								
9	NF:	GRE	GREECE	Score D	Score E	Pen.	Total	
							86,565	
KELAIDITI Eleni				7,000	8,333		15,333	
KELAIDITI Eleni				6,800	8,066		14,866	
KELAIDITI Eleni				6,600	8,033		14,633	
MARTHA Georgia				6,450	8,000		14,450	
MARTHA Georgia				5,950	8,033		13,983	
KOZMA Anastasia				5,600	7,700		13,300	
MARTHA Georgia				5,450	7,733		13,183 *	
KOZMA Anastasia				5,250	7,433		12,683 *	
10	NF:	HUN	HUNGARY	Score D	Score E	Pen.	Total	
							84,865	
KIS Alexandra				6,100	8,400		14,500	
KIS Alexandra				6,100	8,133		14,233	
SZAKALY Borbala				6,150	8,000		14,150	
SZAKALY Borbala				6,100	8,033		14,133	
VARAY Mira				5,900	8,133		14,033	
VARAY Mira				6,050	7,766		13,816	
PIGNICZKI Fanni				5,700	7,800		13,500 *	
PIGNICZKI Fanni				5,900	7,200		13,100 *	
11	NF:	FRA	FRANCE	Score D	Score E	Pen.	Total	
							84,281	
AY Camille				6,150	8,200		14,350	
DELENA Clara				6,250	8,000		14,250	
JOVENIN Axelle				6,100	8,066		14,166	
AY Camille				6,000	8,133		14,133	
AY Camille				6,050	7,666		13,716	
AY Camille				5,900	7,766		13,666	
JOVENIN Axelle				5,600	7,800		13,400 *	
DELENA Clara				5,700	7,600		13,300 *	
12	NF:	POL	POLAND	Score D	Score E	Pen.	Total	
							83,698	
KOSOULIEVA Anzelika				6,150	8,266		14,416	
KOSOULIEVA Anzelika				6,200	8,000		14,200	
KOZIOL Natalia				6,000	7,966		13,966	
KOZIOL Natalia				6,050	7,900		13,950	
KOSOULIEVA Anzelika				5,800	8,066		13,866	
WISNIEWSKA Julia				5,300	8,000		13,300	
WISNIEWSKA Julia				5,650	7,633		13,283 *	
PIJANOWSKA Sonia				5,350	7,566		12,916 *	

* The Team result has been calculated on the best 6 of the 8 presented exercises

Name				Score D	Score E	Pen.	Total
13	NF:	KAZ	KAZAKHSTAN				83,665
MAINOVSKAYA Yelizaveta				6,500	8,133		14,633
LYSSOGOR Veronika				6,200	8,000		14,200
LYSSOGOR Veronika				5,900	8,166		14,066
LYSSOGOR Veronika				5,900	8,100		14,000
MAINOVSKAYA Yelizaveta				5,850	7,866		13,716
MAINOVSKAYA Yelizaveta				5,650	7,400		13,050
MAINOVSKAYA Yelizaveta				5,400	7,600		13,000 *
LYSSOGOR Veronika				4,950	7,200		12,150 *
14	NF:	GER	GERMANY				83,598
TIKHONOVICH Alexandra				6,450	7,966		14,416
TIKHONOVICH Alexandra				6,300	7,700		14,000
TKALTSCHWITSCH Lea				6,050	7,900		13,950
BURJAK Viktoria				6,100	7,766		13,866
TKALTSCHWITSCH Lea				6,000	7,866		13,866
TKALTSCHWITSCH Lea				6,000	7,500		13,500
TIKHONOVICH Alexandra				5,850	7,400		13,250 *
BURJAK Viktoria				5,600	7,500		13,100 *
15	NF:	JPN	JAPAN				82,898
KITA Sumire				6,000	8,166		14,166
TATSUZAWA Takana				6,150	7,900		14,050
TATSUZAWA Takana				6,000	7,966		13,966
KITA Sumire				6,200	7,700		13,900
KITA Sumire				5,800	7,833		13,633
KITA Sumire				5,450	7,733		13,183
TATSUZAWA Takana				5,550	7,533		13,083 *
TATSUZAWA Takana				4,150	7,066		11,216 *
16	NF:	ROU	ROMANIA				82,815
FILIORIANU Ana Liuză				6,450	8,366		14,816
FILIORIANU Ana Liuză				6,600	8,200		14,800
FILIORIANU Ana Liuză				6,450	8,233		14,683
FILIORIANU Ana Liuză				5,450	7,900		13,350
DAVID Alice				5,150	7,666		12,816
DAVID Alice				4,950	7,400		12,350
DAVID Alice				4,600	7,566		12,166 *
DAVID Alice				4,950	6,900		11,850 *

* The Team result has been calculated on the best 6 of the 8 presented exercises

Name								
17	NF:	CZE	CZECH REPUBLIC	Score D	Score E	Pen.	Total	
							82,382	
BOROVCOVA Suzanne				5,900	8,066		13,966	
TOMKOVA Anna				5,800	8,000		13,800	
BOROVCOVA Suzanne				5,900	7,833		13,733	
KOBYLKOVA Denisa				6,050	7,600		13,650	
TOMKOVA Anna				5,900	7,733		13,633	
KOBYLKOVA Denisa				6,000	7,600		13,600	
BOROVCOVA Suzanne				5,450	7,833		13,283 *	
KOBYLKOVA Denisa				5,500	7,766		13,266 *	
18	NF:	TUR	TURKEY	Score D	Score E	Pen.	Total	
							81,632	
CANKAYA Ecem				6,300	8,100		14,400	
CANKAYA Ecem				5,900	8,100		14,000	
CANKAYA Ecem				5,650	7,966		13,616	
CANKAYA Ecem				5,800	7,766		13,566	
KIR Guler				5,300	7,800		13,100	
KIR Guler				5,250	7,700		12,950	
BEKTAS Selen				5,350	7,566		12,916 *	
AKTUGLU Defne				5,050	7,600	0,100	12,550 *	
19	NF:	BEL	BELGIUM	Score D	Score E	Pen.	Total	
							80,948	
COLLIN Anais				6,600	8,100		14,700	
COLLIN Anais				6,300	8,066		14,366	
COLLIN Anais				6,150	7,800		13,950	
WYERS Kaat				5,550	7,700		13,250	
WYERS Kaat				5,050	7,566		12,616	
WYERS Kaat				5,100	6,966		12,066	
WYERS Kaat				5,400	7,066	0,600	11,866 *	
COLLIN Anais				4,300	6,966		11,266 *	
20	NF:	SLO	SLOVENIA	Score D	Score E	Pen.	Total	
							80,699	
JERMAN Aia				5,800	8,133		13,933	
JERMAN Aia				5,600	8,033		13,633	
ZOREC Iza				5,450	8,100		13,550	
ZOREC Iza				5,550	7,900		13,450	
POGORSEK Aleksandra				5,700	7,833	0,100	13,433	
KARNER Taja				5,200	7,500		12,700	
POGORSEK Aleksandra				5,150	6,866		12,016 *	
KARNER Taja				4,500	7,366	0,600	11,266 *	

* The Team result has been calculated on the best 6 of the 8 presented exercises

Name							
21	NF:	EST	ESTONIA	Score D	Score E	Pen.	Total
							80,148
FROLOVA Lana				5,900	7,933		13,833
FROLOVA Lana				6,000	7,566		13,566
FROLOVA Lana				5,900	7,533		13,433
KABRITS Laurabell				5,550	7,633		13,183
KABRITS Laurabell				5,550	7,533		13,083
KABRITS Laurabell				5,250	7,800		13,050
KABRITS Laurabell				5,150	7,500		12,650 *
FROLOVA Lana				5,300	7,266		12,566 *
22	NF:	LAT	LATVIA	Score D	Score E	Pen.	Total
							79,448
SIDOROVA Jekaterina				5,950	7,833		13,783
LEINA Arina				5,950	7,833		13,783
LEINA Arina				5,400	7,800		13,200
ZAIKA Elina				5,600	7,533		13,133
SIDOROVA Jekaterina				5,250	7,733		12,983
MEZECKA Viktorija				4,900	7,666		12,566
ZAIKA Elina				4,650	7,466		12,116 *
MEZECKA Viktorija				4,750	6,366	0,600	10,516 *
23	NF:	CAN	CANADA	Score D	Score E	Pen.	Total
							78,732
COZMA Ecaterina				5,700	7,800		13,500
COZMA Ecaterina				5,600	7,800		13,400
COZMA Ecaterina				5,650	7,666		13,316
KNOWLES Nicola				5,450	7,600		13,050
COZMA Ecaterina				5,300	7,633		12,933
KNOWLES Nicola				4,900	7,633		12,533
KNOWLES Nicola				4,950	7,333		12,283 *
KNOWLES Nicola				4,200	6,900		11,100 *
24	NF:	AUT	AUSTRIA	Score D	Score E	Pen.	Total
							76,132
BREUSS Noelle				5,500	7,933		13,433
BREUSS Noelle				5,400	7,800		13,200
BREUSS Noelle				5,400	7,733		13,133
BREUSS Noelle				5,500	7,000		12,500
NACHBAUR Anika				4,500	7,666		12,166
NACHBAUR Anika				4,500	7,200		11,700
NACHBAUR Anika				4,450	7,233		11,683 *
NACHBAUR Anika				4,100	7,400	0,300	11,200 *

* The Team result has been calculated on the best 6 of the 8 presented exercises

















Name								
25	NF:	POR	PORTUGAL		Score D	Score E	Pen.	Total
								74,830
SANTOS Adriana					5,600	7,733		13,333
SANTOS Adriana					5,300	7,466		12,766
SANTOS Beatriz					5,100	7,566		12,666
SANTOS Adriana					5,050	7,366		12,416
SANTOS Adriana					5,100	6,866		11,966
SANTOS Beatriz					4,850	6,833		11,683
SANTOS Beatriz					4,350	7,300		11,650 *
SANTOS Beatriz					4,700	6,700		11,400 *
26	NF:	SRB	SERBIA		Score D	Score E	Pen.	Total
								74,333
RADULOVIC Stasa					5,350	7,500		12,850
ANDRIC Iva					5,300	7,400		12,700
OBRADOVIC Tamara					5,450	7,200		12,650
RADULOVIC Stasa					5,500	7,000		12,500
ANDRIC Iva					4,700	7,500	0,300	11,900
MAKSIMOVIC Sania					4,100	7,633		11,733
OBRADOVIC Tamara					4,500	7,233		11,733 *
MAKSIMOVIC Sania					4,600	6,700		11,300 *



FIG RG WORLD CUP PESARO 2014

PESARO

Seniors
Individual All-Around



Results

































Name	NF		Score D	Score E	Pen.	Total
1 KUDRYAVTSEVA Yana	RUSSIA (RUS)					74,616
		Hoop 	9,400	9,400		18,800
		Ball 	9,100	9,400		18,500
		Clubs 	9,150	9,300		18,450
		Ribbon 	9,400	9,466		18,866
2 MAMUN Margarita	RUSSIA (RUS)					72,999
		Hoop 	9,200	9,333		18,533
		Ball 	9,350	9,300		18,650
		Clubs 	9,050	8,966		18,016
		Ribbon 	9,100	8,700		17,800
3 RIZATDINOVA Ganna	UKRAINE (UKR)					71,532
		Hoop 	9,100	9,066		18,166
		Ball 	8,900	9,000		17,900
		Clubs 	8,750	8,533		17,283
		Ribbon 	9,150	9,033		18,183
4 TITOVA Maria	RUSSIA (RUS)					70,932
		Hoop 	9,000	8,900		17,900
		Ball 	8,400	8,333		16,733
		Clubs 	9,000	9,066		18,066
		Ribbon 	9,000	9,233		18,233
5 SON Yeon Jae	KOREA (KOR)					70,416
		Hoop 	9,100	9,000		18,100
		Ball 	8,500	8,900		17,400
		Clubs 	8,800	8,800		17,600
		Ribbon 	8,550	8,766		17,316
6 DURUNDA Marina	AZERBAIJIAN (AZE)					69,899
		Hoop 	8,700	8,800		17,500
		Ball 	8,650	8,833		17,483
		Clubs 	8,700	8,733		17,433
		Ribbon 	8,750	8,733		17,483
7 MOUSTAFAEVA Kseniya	FRANCE (FRA)					69,615
		Hoop 	8,750	8,633		17,383
		Ball 	8,850	8,766		17,616
		Clubs 	8,850	8,800		17,650
		Ribbon 	8,600	8,366		16,966
8 STANIOUTA Melitina	BELARUS (BLR)					69,516
		Hoop 	8,950	8,933		17,883
		Ball 	8,850	9,000		17,850
		Clubs 	8,800	8,733		17,533
		Ribbon 	8,250	8,300	0,300	16,250
9 HALKINA Katsiaryna	BELARUS (BLR)					69,232



FIG RG WORLD CUP PESARO 2014

PESARO
Seniors
Individual All-Around



Results

Name	NF		Score D	Score E	Pen.	Total
		Hoop	8,600	8,633		17,233
		Ball	8,250	8,633		16,883
		Clubs	8,750	8,866		17,616
		Ribbon	8,600	8,900		17,500
10 RIVKIN Neta	ISRAEL (ISR)					69,099
		Hoop	8,750	8,800		17,550
		Ball	8,450	8,333	0,600	16,183
		Clubs	8,750	9,066		17,816
		Ribbon	8,650	8,900		17,550
11 FILANOVSKI Victoria	ISRAEL (ISR)					67,533
		Hoop	8,150	8,500		16,650
		Ball	8,450	8,600		17,050
		Clubs	8,550	8,633		17,183
		Ribbon	8,150	8,500		16,650
12 MINAGAWA Kaho	JAPAN (JPN)					67,399
		Hoop	7,850	8,333		16,183
		Ball	8,250	8,600		16,850
		Clubs	8,700	8,733		17,433
		Ribbon	8,200	8,733		16,933
13 SHAFIZADA Gulsum	AZERBAIJIAN (AZE)					66,683
		Hoop	7,800	8,500		16,300
		Ball	8,050	8,500		16,550
		Clubs	8,400	8,533		16,933
		Ribbon	8,400	8,500		16,900
14 HAYAKAWA Sakura	JAPAN (JPN)					66,648
		Hoop	8,000	8,466		16,466
		Ball	8,000	8,600		16,600
		Clubs	8,000	8,666		16,666
		Ribbon	8,250	8,666		16,916
15 BERTOLINI Veronica	ITALY (ITA)					66,549
		Hoop	7,900	8,633		16,533
		Ball	8,000	8,566		16,566
		Clubs	8,200	8,600		16,800
		Ribbon	8,150	8,500		16,650
16 JUNG Laura	GERMANY (GER)					66,249
		Hoop	8,000	7,966		15,966
		Ball	8,100	8,500		16,600
		Clubs	8,350	8,333		16,683
		Ribbon	8,500	8,500		17,000
17 RUSSO Alessia	ITALY (ITA)					65,649
		Hoop	8,400	8,633		17,033



FIG RG WORLD CUP PESARO 2014

PESARO Seniors Individual All-Around



Results

Name	NF		Score D	Score E	Pen.	Total
		Ball	7,900	8,533		16,433
		Clubs	7,600	8,300		15,900
		Ribbon	7,950	8,333		16,283
18 VLADINOVA Neviana	BULGARIA (BUL)					65,548
		Hoop	8,200	8,566		16,766
		Ball	7,400	7,933		15,333
		Clubs	8,250	8,333		16,583
		Ribbon	8,300	8,566		16,866
19 FILIPOVA Radina	BULGARIA (BUL)					65,482
		Hoop	7,500	8,300		15,800
		Ball	8,000	8,566		16,566
		Clubs	8,200	8,366		16,566
		Ribbon	8,050	8,500		16,550
19 ASHIRBAYEVA Sabina	KAZAKHSTAN (KAZ)					65,482
		Hoop	8,150	8,433		16,583
		Ball	7,950	8,500		16,450
		Clubs	7,400	8,366		15,766
		Ribbon	8,150	8,533		16,683
21 TIKKANEN Jouki	FINLAND (FIN)					65,298
		Hoop	7,950	8,000		15,950
		Ball	8,000	8,266		16,266
		Clubs	8,250	8,366		16,616
		Ribbon	8,100	8,366		16,466
22 ASSYMOVA Aliya	KAZAKHSTAN (KAZ)					65,248
		Hoop	7,900	8,466		16,366
		Ball	8,050	8,333		16,383
		Clubs	8,050	8,233		16,283
		Ribbon	7,950	8,266		16,216
23 VOLKOVA Ekaterina	FINLAND (FIN)					65,215
		Hoop	8,400	8,333		16,733
		Ball	7,750	8,100	0,300	15,550
		Clubs	7,800	8,266		16,066
		Ribbon	8,400	8,466		16,866
24 RUPRECHT Nicol	AUSTRIA (AUT)					65,048
		Hoop	7,950	8,400		16,350
		Ball	7,850	8,466		16,316
		Clubs	7,450	8,366	0,050	15,766
		Ribbon	8,150	8,466		16,616
25 SEREDA Rebecca	UNITED STATES (USA)					64,881
		Hoop	7,950	7,766	0,600	15,116
		Ball	8,200	8,433		16,633



FIG RG WORLD CUP PESARO 2014

PESARO

Seniors
Individual All-Around



Results


































Name	NF		Score D	Score E	Pen.	Total
		Clubs 	8,200	8,466		16,666
		Ribbon 	8,000	8,466		16,466
26 KERBER Jasmine	UNITED STATES (USA)					64,749
		Hoop 	8,400	8,433		16,833
		Ball 	8,200	8,366		16,566
		Clubs 	7,950	8,200		16,150
		Ribbon 	7,600	7,600		15,200
27 BOGDANOVA Viktoria	ESTONIA (EST)					64,449
		Hoop 	7,650	7,933		15,583
		Ball 	7,850	8,366		16,216
		Clubs 	7,800	8,300		16,100
		Ribbon 	8,150	8,400		16,550
28 CZARNIECKA Anna	POLAND (POL)					63,798
		Hoop 	7,450	7,866		15,316
		Ball 	7,550	8,200		15,750
		Clubs 	8,000	8,366		16,366
		Ribbon 	8,000	8,366		16,366
29 ALEVROGIANNI Kyriaki	GREECE (GRE)					63,349
		Hoop 	7,400	8,000		15,400
		Ball 	7,700	8,033		15,733
		Clubs 	7,800	8,133		15,933
		Ribbon 	7,950	8,333		16,283
30 VASS D^{3/4}ra	HUNGARY (HUN)					62,915
		Hoop 	7,800	8,433		16,233
		Ball 	7,600	7,966		15,566
		Clubs 	7,750	7,700		15,450
		Ribbon 	7,400	8,266		15,666
31 HARUTYUNYAN Lilit	ARMENIA (ARM)					62,732
		Hoop 	8,000	8,233		16,233
		Ball 	7,850	8,266		16,116
		Clubs 	6,850	7,400	0,050	14,200
		Ribbon 	8,050	8,133		16,183
32 GIM Yun Lee	KOREA (KOR)					62,649
		Hoop 	8,050	7,800		15,850
		Ball 	7,000	7,366		14,366
		Clubs 	8,100	8,200		16,300
		Ribbon 	8,100	8,033		16,133
33 CHABOUD Ambre	FRANCE (FRA)					62,565
		Hoop 	7,850	8,166		16,016
		Ball 	7,400	8,033		15,433
		Clubs 	7,800	7,300		15,100



FIG RG WORLD CUP PESARO 2014

PESARO

Seniors
Individual All-Around



Results

Name	NF		Score D	Score E	Pen.	Total
		Ribbon	7,850	8,166		16,016
34 KIEVCZYNSKI Angelica	BRAZIL (BRA)					61,916
		Hoop	7,450	7,400	0,300	14,550
		Ball	7,200	7,633		14,833
		Clubs	8,000	8,133		16,133
		Ribbon	8,100	8,300		16,400
35 MULMINA Anastasiia	UKRAINE (UKR)					61,899
		Hoop	6,550	7,466		14,016
		Ball	7,350	8,000		15,350
		Clubs	7,900	8,100		16,000
		Ribbon	8,300	8,233		16,533
36 SEBKOVA Anna	CZECH REPUBLIC (CZE)					61,865
		Hoop	7,600	7,733		15,333
		Ball	7,700	7,766		15,466
		Clubs	7,400	7,733		15,133
		Ribbon	7,900	8,033		15,933
37 CASTILLO GALINDO Rut	MEXICO (MEX)					60,783
		Hoop	7,700	8,100		15,800
		Ball	7,000	7,600		14,600
		Clubs	7,500	7,800		15,300
		Ribbon	7,350	7,733		15,083
38 KWAN Dict Weng, Amy	MALAYSIA (MAS)					59,882
		Hoop	7,600	7,966		15,566
		Ball	6,650	8,200		14,850
		Clubs	6,850	7,766		14,616
		Ribbon	7,350	7,500		14,850
39 KRATOCHWILL Spela	SLOVENIA (SLO)					59,565
		Hoop	7,400	8,100		15,500
		Ball	6,900	8,066		14,966
		Clubs	7,100	7,633		14,733
		Ribbon	7,000	7,366		14,366
40 KUSEM Zeinep	TURKEY (TUR)					59,465
		Hoop	7,000	8,066		15,066
		Ball	6,550	8,233		14,783
		Clubs	6,800	8,066		14,866
		Ribbon	6,650	8,100		14,750
41 JONES Francesca	GREAT BRITAIN (GBR)					59,116
		Hoop	7,050	7,600		14,650
		Ball	7,000	7,966		14,966
		Clubs	6,550	7,500		14,050
		Ribbon	7,450	8,000		15,450



FIG RG WORLD CUP PESARO 2014

PESARO
Seniors
Individual All-Around



Results





Name	NF		Score D	Score E	Pen.	Total
42 MILACIC Milena	SERBIA (SRB)					56,849
		Hoop 	6,300	7,200		13,500
		Ball 	7,600	7,566		15,166
		Clubs 	7,200	7,300		14,500
		Ribbon 	6,550	7,433	0,300	13,683
43 NIKITINA Sofija	LATVIA (LAT)					55,482
		Hoop 	6,900	7,633		14,533
		Ball 	5,800	7,466		13,266
		Clubs 	5,800	7,633		13,433
		Ribbon 	6,850	7,500	0,100	14,250
44 DOMINGUES Tônia	PORTUGAL (POR)					54,815
		Hoop 	6,150	7,633		13,783
		Ball 	6,450	7,566		14,016
		Clubs 	5,800	7,533		13,333
		Ribbon 	6,050	7,633		13,683
45 BOROCZ Bianka	HUNGARY (HUN)					54,499
		Hoop 	6,450	7,800		14,250
		Ball 	6,600	7,266		13,866
		Clubs 	5,500	6,833		12,333
		Ribbon 	6,250	7,800		14,050
46 JANUSA Natalija	LATVIA (LAT)					54,448
		Hoop 	6,350	7,566		13,916
		Ball 	5,400	7,533		12,933
		Clubs 	6,000	7,566		13,566
		Ribbon 	6,400	7,633		14,033
47 CASTIGLIONI Lucia	SAN MARINO (SMR)					52,099
		Hoop 	5,850	7,633		13,483
		Ball 	4,950	7,300		12,250
		Clubs 	5,850	7,333		13,183
		Ribbon 	5,950	7,233		13,183
48 GALLEGOS BARRERA Cindy	MEXICO (MEX)					50,665
		Hoop 	5,500	7,666		13,166
		Ball 	6,050	7,000		13,050
		Clubs 	5,100	5,633	0,300	10,433
		Ribbon 	6,550	7,466		14,016
49 PETTERSSON Cassandra	SWEDEN (SWE)					49,682
		Hoop 	5,650	7,366		13,016
		Ball 	5,300	7,066	0,100	12,266
		Clubs 	5,300	7,000		12,300
		Ribbon 	4,900	7,200		12,100
50 BOONE Paulien	BELGIUM (BEL)					49,515





FIG RG WORLD CUP PESARO 2014

PESARO

Seniors
Individual All-Around



Results

Name	NF		Score D	Score E	Pen.	Total
		Hoop 	4,950	6,900		11,850
		Ball 	5,400	7,266		12,666
		Clubs 	5,450	7,133		12,583
		Ribbon 	5,350	7,066		12,416



6th Rg International Tournament


PESARO

Juniors

Individual Finals per Apparatus



Results

	Hoop					
	Name	NF	Score D	Score E	Pen.	Total
1	MANAKHAVA Stefaniya-Sofiya	BELARUS (BLR)	7,250	8,850		16,100
2	ZENG Laura	UNITED STATES (USA)	7,100	8,550		15,650
3	FILIORIANU Ana Luiza	ROMANIA (ROU)	6,850	8,600		15,450
4	PIRIYEVA Zhala	AZERBAIJIAN (AZE)	6,850	8,550		15,400
5	ASHRAM Linoy	ISRAEL (ISR)	6,750	8,500		15,250
6	PARRINI Ginevra	ITALY (ITA)	6,500	8,600		15,100
7	KUZNETSOVA Karina	RUSSIA (RUS)	7,000	8,350	0,300	15,050
8	MARINOVA Katerina	BULGARIA (BUL)	6,200	8,500		14,700



6th Rg International Tournament


PESARO

Juniors

Individual Finals per Apparatus



Results

	Ball					
	Name	NF	Score D	Score E	Pen.	Total
1	BRAVIKOVA Yulia	RUSSIA (RUS)	7,500	9,100		16,600
2	TRUBACH Maryia	BELARUS (BLR)	7,100	8,800		15,900
3	CICCONCELLI Letizia	ITALY (ITA)	7,000	8,750		15,750
4	ZENG Laura	UNITED STATES (USA)	7,150	8,550		15,700
5	PIRIYEVA Zhala	AZERBAJIAN (AZE)	7,000	8,550		15,550
6	FILIORIANU Ana Luiza	ROMANIA (ROU)	6,750	8,550		15,300
7	ASHRAM Linoy	ISRAEL (ISR)	6,800	8,450		15,250
8	KELAIDITI Eleni	GREECE (GRE)	6,000	7,250	0,300	12,950

Results

Clubs						
	Name	NF	Score D	Score E	Pen.	Total
1	BRAVIKOVA Yulia	RUSSIA (RUS)	7,300	8,850		16,150
2	TRUBACH Maryia	BELARUS (BLR)	7,150	8,800		15,950
3	ZENG Laura	UNITED STATES (USA)	7,050	8,650		15,700
4	ASHRAM Linoy	ISRAEL (ISR)	6,750	8,550		15,300
5	MARINOVA Katerina	BULGARIA (BUL)	6,650	8,600		15,250
6	ISMAILOVA Zuleykha	AZERBAJIAN (AZE)	6,500	8,550		15,050
7	MALAVASI Arianna	ITALY (ITA)	6,450	8,500		14,950
8	KELAIDITI Eleni	GREECE (GRE)	6,400	8,450		14,850



6th Rg International Tournament

PESARO

Juniors

Individual Finals per Apparatus



Results

	Ribbon				
Name	NF	Score D	Score E	Pen.	Total
1 BRAVIKOVA Yulia	RUSSIA (RUS)	7,350	9,050		16,400
2 MANAKHAVA Stefaniya-Sofiya	BELARUS (BLR)	7,050	8,750		15,800
3 ZENG Laura	UNITED STATES (USA)	7,050	8,650		15,700
4 FILIORIANU Ana Luiza	ROMANIA (ROU)	6,800	8,450		15,250
5 ISMAILOVA Zuleykha	AZERBAJIAN (AZE)	6,450	8,400		14,850
6 CICONCELLI Letizia	ITALY (ITA)	6,400	8,350		14,750
7 COLLIN Anais	BELGIUM (BEL)	6,400	8,250		14,650
8 MARINOVA Katerina	BULGARIA (BUL)	5,850	8,350		14,200

FIG RG WORLD CUP PESARO 2014**PESARO**

Seniors

Individual Finals per Apparatus

**Results**

	Hoop				
Name	NF	Score D	Score E	Pen.	Total
1	KUDRYAVTSEVA Yana	RUSSIA (RUS)	9,350	9,250	18,600
2	MAMUN Margarita	RUSSIA (RUS)	9,100	9,150	18,250
3	RIZATDINOVA Ganna	UKRAINE (UKR)	9,100	9,100	18,200
4	STANIOUTA Melitina	BELARUS (BLR)	9,050	9,100	18,150
5	SON Yeon Jae	KOREA (KOR)	9,050	9,000	18,050
6	DURUNDA Marina	AZERBAJIAN (AZE)	8,700	8,950	17,650
7	RIVKIN Neta	ISRAEL (ISR)	8,600	8,900	17,500
8	MOUSTAFAEVA Kseniya	FRANCE (FRA)	8,800	8,600	17,400

FIG RG WORLD CUP PESARO 2014**PESARO**

Seniors

Individual Finals per Apparatus

**Results**


	Ball Name	NF	Score D	Score E	Pen.	Total
1	KUDRYAVTSEVA Yana	RUSSIA (RUS)	9,450	9,400		18,850
2	MAMUN Margarita	RUSSIA (RUS)	9,450	9,300		18,750
3	SON Yeon Jae	KOREA (KOR)	8,900	8,950		17,850
4	MOUSTAFAEVA Kseniya	FRANCE (FRA)	8,850	8,800		17,650
5	DURUNDA Marina	AZERBAIJAN (AZE)	8,600	8,950		17,550
6	STANIOUTA Melitina	BELARUS (BLR)	9,000	8,500		17,500
7	RIZATDINOVA Ganna	UKRAINE (UKR)	8,700	8,500		17,200
8	FILANOVSKI Victoria	ISRAEL (ISR)	8,300	8,650		16,950
9	BERTOLINI Veronica	ITALY (ITA)	8,000	8,350	0,600	15,750

FIG RG WORLD CUP PESARO 2014**PESARO**

Seniors

Individual Finals per Apparatus

**Results**


	Clubs				
Name	NF	Score D	Score E	Pen.	Total
1 KUDRYAVTSEVA Yana	RUSSIA (RUS)	9,250	9,350		18,600
2 SON Yeon Jae	KOREA (KOR)	8,950	9,050		18,000
3 STANIOUTA Melitina	BELARUS (BLR)	8,850	9,000		17,850
4 DURUNDA Marina	AZERBAJIAN (AZE)	8,750	9,000		17,750
5 HALKINA Katsiaryna	BELARUS (BLR)	8,750	8,800		17,550
6 RIVKIN Neta	ISRAEL (ISR)	8,800	8,700		17,500
7 MOUSTAFAEVA Kseniya	FRANCE (FRA)	8,550	8,650		17,200
8 TITOVA Maria	RUSSIA (RUS)	8,800	8,250		17,050
9 MINAGAWA Kaho	JAPAN (JAP)	8,500	8,300		16,800

FIG RG WORLD CUP PESARO 2014**PESARO**

Seniors

Individual Finals per Apparatus

**Results**

	Ribbon					
	Name	NF	Score D	Score E	Pen.	Total
1	KUDRYAVTSEVA Yana	RUSSIA (RUS)	9,200	9,250		18,450
2	TITOVA Maria	RUSSIA (RUS)	9,100	9,150		18,250
3	RIZATDINOVA Ganna	UKRAINE (UKR)	9,000	9,100		18,100
4	RIVKIN Neta	ISRAEL (ISR)	8,800	8,950		17,750
5	SON Yeon Jae	KOREA (KOR)	8,600	8,550		17,150
6	HALKINA Katsiaryna	BELARUS (BLR)	8,500	8,500		17,000
7	JUNG Laura	GERMANY (GER)	8,400	8,500		16,900
8	DURUNDA Marina	AZERBAIJAN (AZE)	8,350	8,450		16,800