

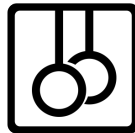


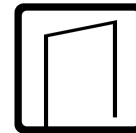


11th International Junior Budapest Cup

Mens Artistic Gymnastics

I. AG All Around

Budapest, 2026. április 25.

																		
D	SB	Total	D	SB	Total	D	SB	Total	D	SB	Total	D	SB	Total	D	SB	Total	Total
E	P	Rk	E	P	Rk	E	P	Rk	E	P	Rk	E	P	Rk	E	P	Rk	



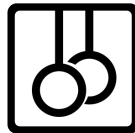


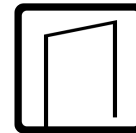
Rk	Name	Year	Floor			Tabletop			Vault			Pommel			Parallel			Horizontal			Total
			D	SB	Total	D	SB	Total	D	SB	Total	D	SB	Total	D	SB	Total	D	SB	Total	
1	Le Khac Tomasz Chau	2008	4.3		12.500	4.6		13.400	3.3	0.1	11.866	4.4		13.400	4.5		13.600	4.6	0.1	13.200	77.966
		POL	8.200		(5)	8.800		(1)	8.466		(6)	9.000		(1)	9.100		(1)	8.500		(1)	
2	Gál Kristóf	2008	4.1	0.1	12.600	4.4		12.500	3.7		12.433	3.6		12.600	4.1	0.1	12.833	4.1		12.833	75.799
		Győri AC / HUN	8.400		(3)	8.100		(7)	8.733		(2)	9.000		(6)	8.633		(2)	8.733		(2)	
3	Akinduro Axel András	2009	3.6	0.1	12.733	4.3		12.566	3.2	0.1	12.400	3.6		12.733	3.9		11.266	3.6		12.033	73.731
		BHSE / HUN	9.033		(2)	8.266		(6)	9.100		(3)	9.133		(4)	7.366		(18)	8.433		(10)	
4	Gusman Aviv	2009	5.0		12.800	3.4		11.766	3.7		12.466	4.4		12.833	4.4		12.033	4.5		10.900	72.798
		ISR	7.800		(1)	8.366		(10)	8.766		(1)	8.433		(3)	7.633		(12)	6.400		(22)	
5	Király Patrik	2008	3.7	0.1	11.933	4.7		12.900	3.2		11.433	3.6		12.633	3.6		12.066	3.2	0.1	11.066	72.031
		BHSE / HUN	8.233	0.1	(18)	8.200		(3)	8.233		(19)	9.033		(5)	8.466		(10)	7.766		(20)	
6	Péli Dominik	2008	4.8		11.966	4.4		12.700	3.4	0.1	11.466	2.8		12.066	3.5		12.600	3.0		11.200	71.998
		KSI SE / HUN	7.766	0.6	(17)	8.300		(4)	7.966		(18)	9.266		(16)	9.100		(4)	8.200		(18)	
7	Ruddly Bordelais Maisonnable	2008	3.9		9.666	4.6		11.800	3.5		11.833	3.6		12.500	4.7		12.500	4.4		12.533	70.832
		FRA	5.866	0.1	(26)	7.200		(9)	8.333		(9)	8.900		(7)	7.800		(6)	8.133		(4)	
8	Bronshtein Mike	2009	3.8		12.066	3.3		10.800	3.5		11.833	3.6		11.900	3.7		11.133	3.7		12.300	70.032
		ISR	8.266		(14)	7.500		(12)	8.333		(9)	8.300		(20)	7.433		(19)	8.600		(6)	

11th International Junior Budapest Cup

Mens Artistic Gymnastics

I. AG All Around

Budapest, 2026. április 25.

						
D SB Total	D Total	D SB Total	D SB Total	D SB Total	D SB Total	Total
E P Rk	E P Rk	E P Rk	E P Rk	E P Rk	E P Rk	



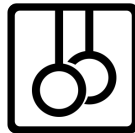


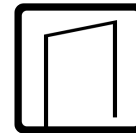
Rk	Name	Year	Floor			Pommel Horse			Rings			Vault			Parallel Bars			Horizontal Bar			Total
			D	SB	Total	D	Total	D	SB	Total	D	SB	Total	D	SB	Total	D	SB	Total		
9	Daruka Noel Viktor	2008	3.7		11.933	2.9		10.266	3.1		11.833	3.6		12.266	3.5		11.066	3.8		12.066	69.430
			BHSE / HUN	8.233		(18)	7.366		(17)	8.733		(7)	8.766	0.1	(11)	7.566		(20)	8.266		
10	Artem Yarovyi	2009	4.3		11.466	3.3		9.666	3.3		11.466	3.6		12.266	3.4		12.200	3.7		12.133	69.197
			SC Cottbus / GER	7.166		(22)	6.366		(20)	8.166		(17)	8.666		(12)	8.800		(8)	8.433		
11	Ahmet Baki Karadayi	2008	4.6		12.166	3.1		9.400	2.9		10.866	3.6		12.366	3.6		12.633	2.8		11.400	68.831
			TUR	7.566		(12)	6.300		(21)	7.966		(21)	8.866	0.1	(10)	9.033		(3)	8.600		
12	Sárosi Péter	2009	3.8		11.966	3.7		10.066	3.8		11.633	2.8		11.533	3.5		12.033	2.5	0.1	11.400	68.631
			BHSE / HUN	8.166		(16)	6.366		(18)	7.833		(15)	8.833	0.1	(22)	8.533		(11)	8.800		
13	Kaan Goktekin	2009	4.4		12.333	4.0		11.066	2.6		9.800	3.6		12.133	2.8		11.300	3.3		11.800	68.432
			TUR	7.933		(9)	7.066		(11)	7.500	0.3	(26)	8.533		(15)	8.500		(16)	8.500		
14	Gombás Balázs	2009	4.1		12.166	3.0		7.166	3.3		11.700	3.6		11.966	3.4		12.533	4.2		12.466	67.997
			Győri AC / HUN	8.066		(11)	4.166		(25)	8.400		(13)	8.466	0.1	(19)	9.133		(5)	8.266		
15	Sadi Can Teomanli	2009	3.8		12.266	2.0		8.200	3.3		11.633	3.6		12.500	3.6		11.900	2.8		11.366	67.865
			TUR	8.466		(10)	6.200		(24)	8.333		(14)	8.900		(7)	8.300		(14)	8.566		
16	Gasper Kirm	2009	4.3		11.033	3.3		10.700	3.9		12.066	3.6		12.033	3.0		12.166	3.2		9.566	67.564
			SLO	7.033	0.3	(23)	7.400		(14)	8.166		(4)	8.433		(17)	9.166		(9)	6.366		

11th International Junior Budapest Cup

Mens Artistic Gymnastics

I. AG All Around

Budapest, 2026. április 25.

																		
D	SB	Total	D	Total	D	SB	Total	D	SB	Total	D	SB	Total	D	SB	Total	Total	
E	P	Rk	E	P	Rk	E	P	Rk	E	P	Rk	E	P	Rk	E	P	Rk	



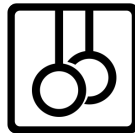


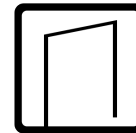
17	Meier Tom	2008	4.0	12.100	3.0	10.533	3.0	11.700	3.6	12.166	3.6	9.933	3.2	0.1	11.066	67.498	
		BTV-Turnen / GER	8.100	(13)	7.533	(16)	8.700	(12)	8.666	0.1	(13)	6.333	(22)	7.766	(20)		
18	Kiss Hunor Jenő	2008	4.3	12.366	2.6	9.700	2.9	0.1	10.866	3.6	12.166	2.9	9.300	4.2	0.1	12.600	66.998
		BHSE / HUN	8.066	(7)	7.100	(19)	8.166	0.3	(20)	8.566	(14)	6.400	(23)	8.300	(3)		
19	Kilian Lopez Soha-Escolar	2008	4.2	10.200	3.0	10.566	3.0	10.433	3.6	12.033	2.7	10.466	3.0	11.166	64.864		
		FCG Barcelona / ESP	6.300	0.3	(24)	7.566	(15)	7.433	(22)	8.433	(17)	7.766	(21)	8.166		(19)	
20	Paul Doan Tran	2008	4.1	10.000	4.1	10.800	3.4	10.033	3.2	10.300	2.9	11.966	3.6	11.666	64.765		
		SC Cottbus / GER	6.200	0.3	(25)	6.700	(13)	6.633	(24)	7.400	0.3	(25)	9.066	(13)		8.066	(12)
21	Eloi Quintana Lujan	2009	3.9	0.1	11.833	2.4	8.266	2.1	9.566	2.8	11.700	2.5	11.633	2.5	10.500	63.498	
		FCG Barcelona / ESP	7.933	0.1	(20)	5.866	(23)	7.766	0.3	(27)	8.900	(21)	9.133	(15)	8.000		(23)
22	Fran Radic	2009	3.8	0.1	12.366	1.8	8.266	2.2	9.933	1.2	10.333	1.7	8.133	1.7	10.233	59.264	
		Zagreb GS / CRO	8.466	(6)	6.466	(22)	8.033	0.3	(25)	9.133	(24)	6.433	(25)	8.533	(24)		
23	Tom Jolivet	2009	4.4	12.333			3.7	11.733	4.4	13.100	3.7	8.633	3.1	9.733	55.532		
		FRA	8.133	0.2	(8)			8.033	(11)	8.800	0.1	(2)	4.933	(24)		6.633	(25)
24	Sebastian Oliver Stracina	2008			5.0	12.600	3.3	11.833			3.2	12.366	3.4	11.533	48.332		
		SVK			7.600	(5)	8.533	(8)			9.166	(7)	8.133	(13)			

11th International Junior Budapest Cup

Mens Artistic Gymnastics

I. AG All Around

Budapest, 2026. április 25.

						
D SB Total	D Total	D SB Total	D SB Total	D SB Total	D SB Total	Total
E P Rk	E P Rk	E P Rk	E P Rk	E P Rk	E P Rk	

Rk	Name	Year	Floor			Tabletop			Rings			Vault			Parallel Bars			Horizontal Bar			Total
			D	SB	Total	D	Total	D	SB	Total	D	SB	Total	D	SB	Total	D	SB	Total		
25	Tirosh Tomer	2009	3.5	0.1	11.700	4.4	13.033	3.5	0.1	11.933											
		ISR	8.100		(21)	8.633	(2)	8.333	(5)												47.932
26	Nik Lukacic	2008				3.8	11.800	2.8	11.566	3.6	12.433										35.799
		SLO				8.000	(8)	8.766	(16)	8.833	(9)										
27	Roko Zoric	2008								2.8	11.233	2.0	11.266								22.499
		CRO								8.433	(23)	9.266	(17)								
28	Lovre Sucur	2009	4.5	0.1	12.600																12.600
		CRO	8.000		(4)																
29	Niko Nevscanin	2008																	3.7	12.066	12.066
		CRO																	8.366	(8)	
30	Filip Perestegi	2008	4.7		12.000																12.000
		CRO	7.300		(15)																
31	Dominik Plese	2008						2.9	10.400												10.400
		CRO						7.500	(23)												

11th International Junior Budapest Cup

Mens Artistic Gymnastics

I. AG Qualification

Budapest, 2026. április 25.



				D	E	SB	T	L	O	Total	
1	Gusman Aviv	2009	ISR	5.0	7.800					12.800	Q
2	Akinduro Axel András	2009	BHSE / HUN	3.6	9.033	0.1				12.733	Q
3	Gál Kristóf	2008	Győri AC / HUN	4.1	8.400	0.1				12.600	Q
4	Lovre Sucur	2009	CRO	4.5	8.000	0.1				12.600	Q
5	Le Khac Tomasz Chau	2008	POL	4.3	8.200					12.500	Q
6	Fran Radic	2009	Zagreb GS / CRO	3.8	8.466	0.1				12.366	Q
7	Kiss Hunor Jenő	2008	BHSE / HUN	4.3	8.066					12.366	
8	Tom Jolivet	2009	FRA	4.4	8.133			0.2		12.333	R
9	Kaan Goktekin	2009	TUR	4.4	7.933					12.333	R
10	Sadi Can Teomanli	2009	TUR	3.8	8.466					12.266	
11	Gombás Balázs	2009	Győri AC / HUN	4.1	8.066					12.166	
12	Ahmet Baki Karadayi	2008	TUR	4.6	7.566					12.166	
13	Meier Tom	2008	BTV-Turnen / GER	4.0	8.100					12.100	
14	Bronshtein Mike	2009	ISR	3.8	8.266					12.066	
15	Filip Perestegi	2008	CRO	4.7	7.300					12.000	
16	Sárosi Péter	2009	BHSE / HUN	3.8	8.166					11.966	
17	Péli Dominik	2008	KSI SE / HUN	4.8	7.766			0.6		11.966	
18	Daruka Noel Viktor	2008	BHSE / HUN	3.7	8.233					11.933	
18	Király Patrik	2008	BHSE / HUN	3.7	8.233	0.1	0.1			11.933	
20	Eloi Quintana Lujan	2009	FCG Barcelona / ESP	3.9	7.933	0.1		0.1		11.833	
21	Tirosh Tomer	2009	ISR	3.5	8.100	0.1				11.700	
22	Artem Yarovyi	2009	SC Cottbus / GER	4.3	7.166					11.466	
23	Gasper Kirn	2009	SLO	4.3	7.033			0.3		11.033	
24	Kilian Lopez Soha-Escolar	2008	FCG Barcelona / ESP	4.2	6.300			0.3		10.200	
25	Paul Doan Tran	2008	SC Cottbus / GER	4.1	6.200			0.3		10.000	
26	Ruddy Bordelais Maisonnabe	2008	FRA	3.9	5.866			0.1		9.666	

11th International Junior Budapest Cup

Mens Artistic Gymnastics

I. AG Qualification

Budapest, 2026. április 25.



D	E	O	Total
---	---	---	-------


				D	E	O	Total	
1	Le Khac Tomasz Chau	2008	POL	4.6	8.800		13.400	Q
2	Tirosh Tomer	2009	ISR	4.4	8.633		13.033	Q
3	Király Patrik	2008	BHSE / HUN	4.7	8.200		12.900	Q
4	Péli Dominik	2008	KSI SE / HUN	4.4	8.300		12.700	Q
5	Sebastian Oliver Stracina	2008	SVK	5.0	7.600		12.600	Q
6	Akinduro Axel Andrés	2009	BHSE / HUN	4.3	8.266		12.566	
7	Gál Kristóf	2008	Győri AC / HUN	4.4	8.100		12.500	
8	Nik Lukacic	2008	SLO	3.8	8.000		11.800	Q
9	Ruddly Bordelais Maisonnable	2008	FRA	4.6	7.200		11.800	R
10	Gusman Aviv	2009	ISR	3.4	8.366		11.766	R
11	Kaan Goktekin	2009	TUR	4.0	7.066		11.066	
12	Bronshtein Mike	2009	ISR	3.3	7.500		10.800	
13	Paul Doan Tran	2008	SC Cottbus / GER	4.1	6.700		10.800	
14	Gasper Kirn	2009	SLO	3.3	7.400		10.700	
15	Kilian Lopez Soha- Escolar	2008	FCG Barcelona / ESP	3.0	7.566		10.566	
16	Meier Tom	2008	BTV-Turnen / GER	3.0	7.533		10.533	
17	Daruka Noel Viktor	2008	BHSE / HUN	2.9	7.366		10.266	
18	Sárosi Péter	2009	BHSE / HUN	3.7	6.366		10.066	
19	Kiss Hunor Jenő	2008	BHSE / HUN	2.6	7.100		9.700	
20	Artem Yarovyi	2009	SC Cottbus / GER	3.3	6.366		9.666	
21	Ahmet Baki Karadayi	2008	TUR	3.1	6.300		9.400	
22	Fran Radic	2009	Zagreb GS / CRO	1.8	6.466		8.266	
23	Eloi Quintana Lujan	2009	FCG Barcelona / ESP	2.4	5.866		8.266	
24	Sadi Can Teomanli	2009	TUR	2.0	6.200		8.200	
25	Gombás Balázs	2009	Győri AC / HUN	3.0	4.166		7.166	

11th International Junior Budapest Cup

Mens Artistic Gymnastics

I. AG Qualification

Budapest, 2026. április 25.



D	E	SB	O	Total
---	---	----	---	-------

D	E	SB	O	Total					
1	Gusman Aviv	2009	ISR	3.7	8.766			12.466	Q
2	Gál Kristóf	2008	Győri AC / HUN	3.7	8.733			12.433	Q
3	Akinduro Axel András	2009	BHSE / HUN	3.2	9.100	0.1		12.400	Q
4	Gasper Kirn	2009	SLO	3.9	8.166			12.066	Q
5	Tirosh Tomer	2009	ISR	3.5	8.333	0.1		11.933	Q
6	Le Khac Tomasz Chau	2008	POL	3.3	8.466	0.1		11.866	Q
7	Daruka Noel Viktor	2008	BHSE / HUN	3.1	8.733			11.833	
8	Sebastian Oliver Stracina	2008	SVK	3.3	8.533			11.833	R
9	Bronshtein Mike	2009	ISR	3.5	8.333			11.833	
9	Ruddly Bordelais Maisonnable	2008	FRA	3.5	8.333			11.833	R
11	Tom Jolivet	2009	FRA	3.7	8.033			11.733	
12	Meier Tom	2008	BTV-Turnen / GER	3.0	8.700			11.700	
13	Gombás Balázs	2009	Győri AC / HUN	3.3	8.400			11.700	
14	Sadi Can Teomanli	2009	TUR	3.3	8.333			11.633	
15	Sárosi Péter	2009	BHSE / HUN	3.8	7.833			11.633	
16	Nik Lukacic	2008	SLO	2.8	8.766			11.566	
17	Artem Yarovyj	2009	SC Cottbus / GER	3.3	8.166			11.466	
18	Péli Dominik	2008	KSI SE / HUN	3.4	7.966	0.1		11.466	
19	Király Patrik	2008	BHSE / HUN	3.2	8.233			11.433	
20	Kiss Hunor Jenő	2008	BHSE / HUN	2.9	8.166	0.1	0.3	10.866	
21	Ahmet Baki Karadayi	2008	TUR	2.9	7.966			10.866	
22	Kilian Lopez Soha- Escolar	2008	FCG Barcelona / ESP	3.0	7.433			10.433	
23	Dominik Plese	2008	CRO	2.9	7.500			10.400	
24	Paul Doan Tran	2008	SC Cottbus / GER	3.4	6.633			10.033	
25	Fran Radic	2009	Zagreb GS / CRO	2.2	8.033		0.3	9.933	
26	Kaan Goktekin	2009	TUR	2.6	7.500		0.3	9.800	
27	Eloi Quintana Lujan	2009	FCG Barcelona / ESP	2.1	7.766		0.3	9.566	

11th International Junior Budapest Cup

Mens Artistic Gymnastics

I. AG Qualification

Budapest, 2026. április 25.



D	E	SB	L	O	V1	Total
					V2	

Rank	Name	Year	Country	D	E	SB	L	O	V1	Total	Status
									V2		
1	Le Khac Tomasz Chau	2008	POL	4.4	9.000				13.400	12.733	Q
				2.8	9.266			12.066			
2	Gusman Aviv	2009	ISR	4.4	8.433				12.833	12.533	Q
				3.6	8.633			12.233			
3	Ahmet Baki Karadayi	2008	TUR	3.6	8.866		0.1		12.366	12.183	Q
				2.8	9.200			12.000			
4	Nik Lukacic	2008	SLO	3.6	8.833				12.433	12.099	Q
				2.8	8.966			11.766			
5	Daruka Noel Viktor	2008	BHSE / HUN	3.6	8.766		0.1		12.266	12.033	Q
				2.8	9.000			11.800			
6	Kiss Hunor Jenő	2008	BHSE / HUN	3.6	8.566				12.166	11.949	Q
				2.8	9.033		0.1	11.733			
7	Kaan Goktekin	2009	TUR	3.6	8.533				12.133	11.183	R
				2.4	7.833			10.233			
8	Roko Zoric	2008	CRO	2.8	8.433				11.233	10.816	R
				1.2	9.200			10.400			
9	Fran Radic	2009	Zagreb GS / CRO	1.2	9.133				10.333	10.283	
				1.2	9.033			10.233			
	Paul Doan Tran	2008	SC Cottbus / GER	3.2	7.400		0.3		10.300	DNF	
									DNS		
	Artem Yarovyi	2009	SC Cottbus / GER	3.6	8.666				12.266	DNF	
									DNS		
	Gombás Balázs	2009	Győri AC / HUN	3.6	8.466		0.1		11.966	DNF	
									DNS		
	Gál Kristóf	2008	Győri AC / HUN	3.6	9.000				12.600	DNF	
									DNS		
	Péli Dominik	2008	KSI SE / HUN	2.8	9.266				12.066	DNF	
									DNS		
	Tom Jolivet	2009	FRA	4.4	8.800		0.1		13.100	DNF	
									DNS		

11th International Junior Budapest Cup

Mens Artistic Gymnastics

I. AG Qualification

Budapest, 2026. április 25.



D	E	SB	L	O	V1	Total
					V2	

	Ruddly Bordelais Maisonnable	2008	FRA	3.6	8.900			12.500	DNF
								DNS	
	Kilian Lopez Soha- Escolar	2008	FCG Barcelona / ESP	3.6	8.433			12.033	DNF
								DNS	
	Eloi Quintana Lujan	2009	FCG Barcelona / ESP	2.8	8.900			11.700	DNF
								DNS	
	Sadi Can Teomanli	2009	TUR	3.6	8.900			12.500	DNF
								DNS	
	Sárosi Péter	2009	BHSE / HUN	2.8	8.833		0.1	11.533	DNF
								DNS	
	Akinduro Axel András	2009	BHSE / HUN	3.6	9.133			12.733	DNF
								DNS	
	Király Patrik	2008	BHSE / HUN	3.6	9.033			12.633	DNF
								DNS	
	Gasper Kirn	2009	SLO	3.6	8.433			12.033	DNF
								DNS	
	Meier Tom	2008	BTV-Turnen / GER	3.6	8.666		0.1	12.166	DNF
								DNS	
	Bronshstein Mike	2009	ISR	3.6	8.300			11.900	DNF
								DNS	

11th International Junior Budapest Cup

Mens Artistic Gymnastics

I. AG Qualification

Budapest, 2026. április 25.



D	E	SB	O	Total
---	---	----	---	-------


				D	E	SB	O	Total	
1	Le Khac Tomasz Chau	2008	POL	4.5	9.100			13.600	Q
2	Gál Kristóf	2008	Győri AC / HUN	4.1	8.633	0.1		12.833	Q
3	Ahmet Baki Karadayi	2008	TUR	3.6	9.033			12.633	Q
4	Péli Dominik	2008	KSI SE / HUN	3.5	9.100			12.600	Q
5	Gombás Balázs	2009	Győri AC / HUN	3.4	9.133			12.533	
6	Ruddly Bordelais Maisonnable	2008	FRA	4.7	7.800			12.500	Q
7	Sebastian Oliver Stracina	2008	SVK	3.2	9.166			12.366	Q
8	Artem Yarovy	2009	SC Cottbus / GER	3.4	8.800			12.200	R
9	Gasper Kirn	2009	SLO	3.0	9.166			12.166	R
10	Király Patrik	2008	BHSE / HUN	3.6	8.466			12.066	
11	Sárosi Péter	2009	BHSE / HUN	3.5	8.533			12.033	
12	Gusman Aviv	2009	ISR	4.4	7.633			12.033	
13	Paul Doan Tran	2008	SC Cottbus / GER	2.9	9.066			11.966	
14	Sadi Can Teomanli	2009	TUR	3.6	8.300			11.900	
15	Eloi Quintana Lujan	2009	FCG Barcelona / ESP	2.5	9.133			11.633	
16	Kaan Goktekin	2009	TUR	2.8	8.500			11.300	
17	Roko Zoric	2008	CRO	2.0	9.266			11.266	
18	Akinduro Axel Andrés	2009	BHSE / HUN	3.9	7.366			11.266	
19	Bronshtein Mike	2009	ISR	3.7	7.433			11.133	
20	Daruka Noel Viktor	2008	BHSE / HUN	3.5	7.566			11.066	
21	Kilian Lopez Soha- Escolar	2008	FCG Barcelona / ESP	2.7	7.766			10.466	
22	Meier Tom	2008	BTV-Turnen / GER	3.6	6.333			9.933	
23	Kiss Hunor Jenő	2008	BHSE / HUN	2.9	6.400			9.300	
24	Tom Jolivet	2009	FRA	3.7	4.933			8.633	
25	Fran Radic	2009	Zagreb GS / CRO	1.7	6.433			8.133	

11th International Junior Budapest Cup

Mens Artistic Gymnastics

I. AG Qualification


Budapest, 2026. április 25.



D	E	SB	O	Total
---	---	----	---	-------

D	E	SB	O	Total					
1	Le Khac Tomasz Chau	2008	POL	4.6	8.500	0.1		13.200	Q
2	Gál Kristóf	2008	Győri AC / HUN	4.1	8.733			12.833	Q
3	Kiss Hunor Jenő	2008	BHSE / HUN	4.2	8.300	0.1		12.600	Q
4	Ruddy Bordelais Maisonnable	2008	FRA	4.4	8.133			12.533	Q
5	Gombás Balázs	2009	Győri AC / HUN	4.2	8.266			12.466	
6	Bronshtein Mike	2009	ISR	3.7	8.600			12.300	Q
7	Artem Yarovyi	2009	SC Cottbus / GER	3.7	8.433			12.133	Q
8	Niko Nevscanin	2008	CRO	3.7	8.366			12.066	R
9	Daruka Noel Viktor	2008	BHSE / HUN	3.8	8.266			12.066	
10	Akinduro Axel Andrés	2009	BHSE / HUN	3.6	8.433			12.033	
11	Kaan Goktekin	2009	TUR	3.3	8.500			11.800	R
12	Paul Doan Tran	2008	SC Cottbus / GER	3.6	8.066			11.666	
13	Sebastian Oliver Stracina	2008	SVK	3.4	8.133			11.533	
14	Sárosi Péter	2009	BHSE / HUN	2.5	8.800	0.1		11.400	
15	Ahmet Baki Karadayi	2008	TUR	2.8	8.600			11.400	
16	Sadi Can Teomanli	2009	TUR	2.8	8.566			11.366	
17	Tirosh Tomer	2009	ISR	2.7	8.566			11.266	
18	Péli Dominik	2008	KSI SE / HUN	3.0	8.200			11.200	
19	Kilian Lopez Soha- Escolar	2008	FCG Barcelona / ESP	3.0	8.166			11.166	
20	Meier Tom	2008	BTV-Turnen / GER	3.2	7.766	0.1		11.066	
20	Király Patrik	2008	BHSE / HUN	3.2	7.766	0.1		11.066	
22	Gusman Aviv	2009	ISR	4.5	6.400			10.900	
23	Eloi Quintana Lujan	2009	FCG Barcelona / ESP	2.5	8.000			10.500	
24	Fran Radic	2009	Zagreb GS / CRO	1.7	8.533			10.233	
25	Tom Jolivet	2009	FRA	3.1	6.633			9.733	
26	Gasper Kirn	2009	SLO	3.2	6.366			9.566	

11th International Junior Budapest Cup
Mens Artistic Gymnastics
I. AG Apparatus Finals
Budapest, 2026. április 26.




				D	E	SB	T	L	O	Total
1	Akinduro Axel András	2009	BHSE / HUN	3.6	8.733	0.1				12.433
2	Le Khac Tomasz Chau	2008	POL	4.9	7.866	0.1	0.5			12.366
3	Gál Kristóf	2008	Győri AC / HUN	4.1	8.133					12.233
4	Fran Radic	2009	Zagreb GS / CRO	3.8	8.666			0.3		12.166
5	Lovre Sucur	2009	CRO	4.5	7.666					12.166
6	Gusman Aviv	2009	ISR	4.9	5.500			0.3		10.100

11th International Junior Budapest Cup
Mens Artistic Gymnastics
I. AG Apparatus Finals
Budapest, 2026. április 26.



				D	E	O	Total
1	Péli Dominik	2008	KSI SE / HUN	4.1	7.633		11.733
2	Király Patrik	2008	BHSE / HUN	4.5	6.533		11.033
3	Le Khac Tomasz Chau	2008	POL	4.8	6.233		11.033
4	Nik Lukacic	2008	SLO	4.0	6.466		10.466
5	Tirosh Tomer	2009	ISR	4.3	6.066		10.366
6	Sebastian Oliver Stracina	2008	SVK	4.8	5.233		10.033

11th International Junior Budapest Cup
Mens Artistic Gymnastics
I. AG Apparatus Finals
Budapest, 2026. április 26.



				D	E	SB	O	Total
1	Gál Kristóf	2008	Győri AC / HUN	3.7	8.900	0.1		12.700
2	Gasper Kirn	2009	SLO	3.9	8.733			12.633
3	Gusman Aviv	2009	ISR	3.7	8.700			12.400
4	Le Khac Tomasz Chau	2008	POL	3.3	8.666	0.1		12.066
5	Akinduro Axel András	2009	BHSE / HUN	3.4	8.533			11.933
6	Tirosh Tomer	2009	ISR	3.5	8.433			11.933

11th International Junior Budapest Cup

Mens Artistic Gymnastics

I. AG Apparatus Finals

Budapest, 2026. április 26.



D	E	SB	L	O	V1	Total
					V2	

1	Le Khac Tomasz Chau	2008	POL	4.4	8.600		0.1	12.900	12.416
				2.8	9.133			11.933	
2	Daruka Noel Viktor	2008	BHSE / HUN	3.6	9.000			12.600	12.166
				2.8	8.933			11.733	
3	Kiss Hunor Jenő	2008	BHSE / HUN	3.6	9.000		0.1	12.500	12.133
				2.8	8.966			11.766	
4	Ahmet Baki Karadayi	2008	TUR	3.6	8.466			12.066	11.983
				2.8	9.000	0.1		11.900	
5	Gusman Aviv	2009	ISR	4.4	7.666		0.3	11.766	11.633
				2.4	9.100			11.500	
6	Nik Lukacic	2008	SLO	3.6	7.766			11.366	11.549
				2.8	8.933			11.733	


11th International Junior Budapest Cup
Mens Artistic Gymnastics
I. AG Apparatus Finals
Budapest, 2026. április 26.



D	E	SB	O	Total
---	---	----	---	-------

1	Ruddly Bordelais Maisonnable	2008	FRA	4.7	8.033			12.733
2	Le Khac Tomasz Chau	2008	POL	4.6	7.966			12.566
3	Ahmet Baki Karadayi	2008	TUR	3.6	8.600			12.200
4	Sebastian Oliver Stracina	2008	SVK	3.1	8.933			12.033
5	Gál Kristóf	2008	Győri AC / HUN	3.7	8.233			11.933
6	Péli Dominik	2008	KSI SE / HUN	3.5	7.700			11.200

11th International Junior Budapest Cup
Mens Artistic Gymnastics
I. AG Apparatus Finals
Budapest, 2026. április 26.





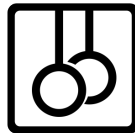


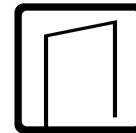
				D	E	SB	O	Total
1	Le Khac Tomasz Chau	2008	POL	4.6	7.966			12.566
2	Gál Kristóf	2008	Győri AC / HUN	4.1	8.433			12.533
3	Ruddly Bordelais Maisonnable	2008	FRA	4.4	8.100			12.500
4	Kiss Hunor Jenő	2008	BHSE / HUN	4.2	8.166	0.1		12.466
5	Bronshtein Mike	2009	ISR	3.9	8.300	0.1		12.300
6	Artem Yarovy	2009	SC Cottbus / GER	2.8	7.433			10.233

11th International Junior Budapest Cup

Mens Artistic Gymnastics

II. AG All Around

Budapest, 2026. április 25.

																		
D	SB	Total	D	SB	Total	D	SB	Total	D	SB	Total	D	SB	Total	D	SB	Total	Total
E	P	Rk	E	P	Rk	E	P	Rk	E	P	Rk	E	P	Rk	E	P	Rk	



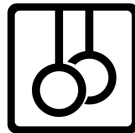


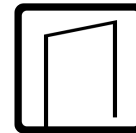
Rk	Name	Year	Floor			Pommel Horse			Rings			Vault			Bars			Total			
			D	SB	Total	D	SB	Total	D	SB	Total	D	SB	Total	D	SB	Total				
1	Volodymyr Golovin	2010	5.5		13.800	5.7		11.533	3.8	0.1	12.466	4.4		13.133	5.7		14.133	5.6	0.1	13.533	78.598
		UKR	8.300		(1)	5.833		(3)	8.566		(1)	8.733		(1)	8.433		(1)	7.833		(1)	
2	Tyler Traore Malatre	2011	4.5		12.400	4.4		11.300	2.9	0.1	12.033	3.6		13.033	4.4		12.700	4.9		12.833	74.299
		FRA	7.900		(4)	6.900		(5)	9.033		(3)	9.433		(3)	8.300		(3)	7.933		(2)	
3	Umut Ors	2010	4.5		11.633	2.7		10.966	3.3	0.1	12.000	4.4		13.066	2.9	0.1	12.266	3.2		11.666	71.597
		TUR	7.333	0.2	(17)	8.266		(10)	8.600		(4)	8.666		(2)	9.266		(6)	8.466		(4)	
4	Kampinsky Amit	2011	3.6		11.633	4.3		11.400	3.2	0.1	12.133	3.6		12.233	4.5		12.366	3.2		11.666	71.431
		ISR	8.033		(16)	7.100		(4)	8.833		(2)	8.633		(15)	7.866		(5)	8.466		(4)	
5	Huseyin Emir Cunedioglu	2010	4.0		12.733	3.8		10.766	3.1		11.333	3.6		12.366	3.2		11.533	3.4		11.533	70.264
		TUR	8.733		(2)	6.966		(12)	8.233		(10)	8.766		(12)	8.333		(13)	8.133		(6)	
6	Marmari Yonatan	2011	4.2		11.800	2.4		10.866	2.9		11.133	3.6		11.933	3.8		12.700	3.2		11.500	69.932
		ISR	7.600		(12)	8.466		(11)	8.233		(13)	8.633	0.3	(21)	8.900		(2)	8.300		(7)	
7	Jules Dumas	2011	4.0	0.1	12.333	3.2		11.166	2.7		10.100	3.6		12.600	3.4	0.1	12.366	2.8		11.066	69.631
		FRA	8.333	0.1	(5)	7.966		(8)	7.400		(27)	9.000		(7)	8.866		(4)	8.266		(12)	
8	Rudnytskyi Nazar	2011	4.2	0.1	12.433	3.0		10.600	2.8	0.1	11.466	3.6		12.533	3.1		11.700	2.3	0.1	10.433	69.165
		POL	8.133		(3)	7.600		(14)	8.566		(8)	8.933		(8)	8.600		(10)	8.033		(25)	

11th International Junior Budapest Cup

Mens Artistic Gymnastics

II. AG All Around

Budapest, 2026. április 25.

																		
D	SB	Total	D	Total	D	SB	Total	D	SB	Total	D	SB	Total	D	SB	Total		
E	P	Rk	E	P	Rk	E	P	Rk	E	P	Rk	E	P	Rk	E	P	Rk	Total



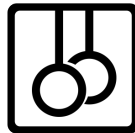


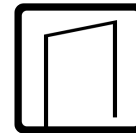
9	Bánki Márk	2010	3.6	11.733	3.1	9.900	2.9	0.1	11.633	3.6	12.066	2.9	11.700	3.2	11.500	68.532	
		FTC-Telekom / HUN	8.133	(14)	6.800	(25)	8.633	(6)	8.766	0.3	(19)	8.800	(9)	8.300	(7)		
10	Lypchanskyi Makar	2011	3.9	11.866	2.2	10.666	2.5	10.300	3.6	12.700	3.3	11.866	2.8	0.1	10.933	68.331	
		BTV-Turnen / GER	7.966	(11)	8.466	(13)	8.100	0.3	(24)	9.100	(4)	8.566	(8)	8.033	(16)		
11	Brick Phinyo	2010	4.7	11.333	4.4	11.600	3.3	11.600	3.6	12.466	3.0	10.366	3.6	10.833	68.198		
		BTV-Turnen / GER	7.033	0.4	(21)	7.200	(2)	8.300	(7)	8.966	0.1	(10)	7.366	(29)		7.233	(18)
12	Gulyás Milán Balázs	2011	3.3	11.933	3.2	11.266	2.7	11.033	2.4	11.266	2.7	11.533	2.5	11.133	68.164		
		FTC-Telekom / HUN	8.933	0.3	(10)	8.066	(7)	8.633	0.3	(16)	8.866	(25)	8.833	(12)		8.633	(11)
13	Tuna Alaydin	2010	3.8	12.066	2.4	10.300	3.1	11.066	2.8	0.1	12.233	2.6	10.533	2.7	0.1	11.733	67.931
		TUR	8.266	(8)	7.900	(19)	7.966	(15)	9.333	(14)	7.933	(27)	8.933	(3)			
14	Emil Pfurtscheller		3.7	11.366	3.4	10.166	2.5	10.733	3.6	12.633	3.5	11.500	2.4	11.366	67.764		
		Turnsport Oberösterreich / AUT	8.166	0.5	(20)	6.766	(22)	8.533	0.3	(20)	9.033	(6)	8.000	(15)		8.966	(9)
15	Tóth Nimród	2010	3.6	11.200	2.2	10.166	2.4	11.166	3.6	0.1	12.666	2.7	11.433	2.7	10.500	67.131	
		BHSE / HUN	7.900	0.3	(23)	7.966	(21)	8.766	(12)	8.966	(5)	8.733	(18)	7.800	(24)		
16	Fábián Benedek Roland	2011	2.9	11.133	3.0	11.266	2.3	10.500	2.8	11.533	2.4	11.100	2.1	10.933	66.465		
		FTC-Telekom / HUN	8.533	0.3	(25)	8.266	(6)	8.500	0.3	(21)	8.733	(22)	8.700	(24)		8.833	(15)

11th International Junior Budapest Cup

Mens Artistic Gymnastics

II. AG All Around

Budapest, 2026. április 25.

																		
D	SB	Total	D	SB	Total	D	SB	Total	D	SB	Total	D	SB	Total	D	SB	Total	Total
E	P	Rk	E	P	Rk	E	P	Rk	E	P	Rk	E	P	Rk	E	P	Rk	



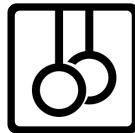


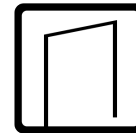
17	Davidson Eitam	2010	3.8	0.1	11.700	2.8	9.500	2.6	10.500	3.6	12.200	3.3	11.233	3.0	11.200	66.333	
		ISR	7.800		(15)	6.700	(29)	7.900	(22)	8.700	0.1	(16)	7.933	(21)	8.200		(10)
18	Kováts Botond Ferenc	2011	3.9		12.266	3.9	10.333	2.9	11.366	3.6	12.500	3.2	9.533	2.5	0.1	10.300	66.298
		BHSE / HUN	8.366		(7)	6.433	(18)	8.466	(9)	8.900	(9)	6.333	(31)	7.700	(27)		
19	Maj Zalaznik	2010	4.8		10.566	2.9	9.766	2.5	10.933	3.6	12.366	2.3	11.466	2.3	10.633	65.730	
		SLO	6.366	0.6	(29)	6.866	(27)	8.733	0.3	(18)	8.766	(12)	9.166	(16)	8.333		(21)
20	Gilányi Márk	2011	3.7		12.000	2.1	9.366	2.5	10.266	3.6	12.000	2.5	11.433	2.1	10.333	65.398	
		FTC-Telekom / HUN	8.300		(9)	7.266	(31)	8.066	0.3	(26)	8.500	0.1	(20)	8.933	(17)		8.233
21	Kan Seferovic	2011	2.8		11.500	3.1	10.533	2.8	9.633	2.4	11.333	3.4	11.300	2.1	10.833	65.132	
		SLO	9.000	0.3	(18)	7.433	(15)	6.833	(30)	9.033	0.1	(24)	7.900	(20)	8.733		(17)
22	Lukács Gábor	2010	3.2		10.800	4.0	9.833	2.7	11.033	3.6	12.100	3.2	12.200	3.1	9.033	64.999	
		KSI SE / HUN	7.600		(28)	5.833	(26)	8.333	(17)	8.500	(18)	9.000	(7)	5.933	(30)		
23	Ramzi Mattar	2011	3.9		12.300	1.9	7.400	2.9	11.066	3.6	12.166	2.9	11.066	2.8	11.000	64.998	
		LSG Abu Dhabi / UAE	8.400		(6)	5.500	(35)	8.466	0.3	(14)	8.566	(17)	8.166	(25)	8.200		(13)
24	Fabio Schmidl	2011	3.2		10.966	2.1	10.333	2.0	9.933	2.0	10.966	2.5	11.500	2.0	10.733	64.431	
		SC Cottbus / GER	8.066	0.3	(26)	8.233	(16)	8.233	0.3	(28)	8.966	(28)	9.000	(14)	8.733		(19)

11th International Junior Budapest Cup

Mens Artistic Gymnastics

II. AG All Around

Budapest, 2026. április 25.

																		
D	SB	Total	D	Total	D	SB	Total	D	SB	Total	D	SB	Total	D	SB	Total		
E	P	Rk	E	P	Rk	E	P	Rk	E	P	Rk	E	P	Rk	E	P	Rk	Total



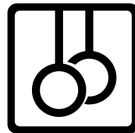


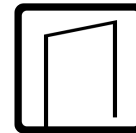
25	Felix Neumüller	Turnsport Oberösterreich / AUT	3.4	11.433	3.0	9.966	2.1	10.833	2.4	10.600	2.7	10.366	3.0	10.966	64.164
			8.033	(19)	6.966	(24)	8.733	(19)	8.300	0.1	(29)	7.666	(28)	7.966	
26	Eduerd Serrano Gracia	2011	3.7	11.733	1.8	8.900	2.3	10.433	2.8	11.433	2.1	11.200	1.7	9.900	63.599
		FCG Barcelona / ESP	8.133	0.1	(13)	7.100	(33)	8.433	0.3	(23)	8.733	0.1	(23)	9.100	
27	Andrii Yavorskyi	2011	3.4	11.233	2.1	9.733	2.7	9.000	2.8	11.200	2.7	11.600	2.4	10.533	63.299
		FCG Barcelona / ESP	7.933	0.1	(22)	7.633	(28)	6.600	0.3	(31)	8.400	(26)	8.900	(11)	
28	Czeglédi Lajos	2011	2.7	10.900	2.0	8.733	2.1	9.733	1.8	10.500	2.6	11.400	2.5	10.733	61.999
		KSI SE / HUN	8.500	0.3	(27)	6.733	(34)	7.933	0.3	(29)	8.700	(30)	8.800	(19)	
29	Volter Zénó	2011	2.8	8.466	2.0	9.400	2.4	10.266	2.4	11.066	2.3	10.633	1.9	10.533	60.364
		BHSE / HUN	6.266	0.6	(30)	7.400	(30)	8.166	0.3	(25)	8.666	(27)	8.333	(26)	
30	Vid Lukacic	2011			2.6	9.066	2.8	11.233			2.0	11.100	1.5	10.200	41.599
		SLO			6.466	(32)	8.433	(11)			9.100	(23)	8.700	(28)	
31	Mael Atamna	2010	4.6	11.200			3.8	11.900	3.6	12.433					35.533
		FRA	7.000	0.4	(24)			8.100	(5)	8.833	(11)				
32	Arie Meir Yoav	2010			3.3	10.200					3.4	9.633			19.833
		ISR			6.900	(20)					6.233	(30)			

11th International Junior Budapest Cup

Mens Artistic Gymnastics

II. AG All Around

Budapest, 2026. április 25.

															
D	SB	Total	D	Total	D	SB	Total	D	SB	Total	D	SB	Total	Total	
E	P	Rk	E	P	Rk	E	P	Rk	E	P	Rk	E	P	Rk	


No.	Name	Year	Country	D	SB	Total	D	SB	Total	D	SB	Total	D	SB	Total	Total	
33	Gabriel Solar	2010	CRO	3.8		12.366											12.366
				8.566		(1)											
34	Vid Türk	2010	SLO	3.6		11.166											11.166
				7.566		(9)											
35	Patrik Felinger	2011	CRO	3.8		10.333											10.333
				6.533		(17)											
36	Franco Susic	2011	GC Salto Zadar / CRO	2.7		10.066											10.066
				7.366		(23)											

11th International Junior Budapest Cup

Mens Artistic Gymnastics

II. AG Qualification

Budapest, 2026. április 25.



				D	E	SB	T	L	O	Total	
1	Volodymyr Golovin	2010	UKR	5.5	8.300					13.800	Q
2	Huseyin Emir Cunedioglu	2010	TUR	4.0	8.733					12.733	Q
3	Rudnytskyi Nazar	2011	POL	4.2	8.133	0.1				12.433	Q
4	Tyler Traore Malatre	2011	FRA	4.5	7.900					12.400	Q
5	Jules Dumas	2011	FRA	4.0	8.333	0.1		0.1		12.333	Q
6	Ramzi Mattar	2011	LSG Abu Dahbi / UAE	3.9	8.400					12.300	Q
7	Kováts Botond Ferenc	2011	BHSE / HUN	3.9	8.366					12.266	R
8	Tuna Alaydin	2010	TUR	3.8	8.266					12.066	R
9	Gilányi Márk	2011	FTC-Telekom / HUN	3.7	8.300					12.000	
10	Gulyás Milán Balázs	2011	FTC-Telekom / HUN	3.3	8.933				0.3	11.933	
11	Lypchanskyi Makar	2011	BTV-Turnen / GER	3.9	7.966					11.866	
12	Marmari Yonatan	2011	ISR	4.2	7.600					11.800	
13	Eduerd Serrano Gracia	2011	FCG Barcelona / ESP	3.7	8.133			0.1		11.733	
14	Bánki Márk	2010	FTC-Telekom / HUN	3.6	8.133					11.733	
15	Davidson Eitam	2010	ISR	3.8	7.800	0.1				11.700	
16	Kampinsky Amit	2011	ISR	3.6	8.033					11.633	
17	Umut Ors	2010	TUR	4.5	7.333			0.2		11.633	
18	Kan Seferovic	2011	SLO	2.8	9.000				0.3	11.500	
19	Felix Neumüller		Turnsport Oberösterreich / AUT	3.4	8.033					11.433	
20	Emil Pfurtscheller		Turnsport Oberösterreich / AUT	3.7	8.166			0.5		11.366	
21	Brick Phinyo	2010	BTV-Turnen / GER	4.7	7.033			0.4		11.333	
22	Andrii Yavorskyi	2011	FCG Barcelona / ESP	3.4	7.933			0.1		11.233	
23	Tóth Nimród	2010	BHSE / HUN	3.6	7.900				0.3	11.200	
24	Mael Atamna	2010	FRA	4.6	7.000			0.4		11.200	
25	Fábián Benedek Roland	2011	FTC-Telekom / HUN	2.9	8.533				0.3	11.133	
26	Fabio Schmidl	2011	SC Cottbus / GER	3.2	8.066				0.3	10.966	
27	Czeglédi Lajos	2011	KSI SE / HUN	2.7	8.500				0.3	10.900	
28	Lukács Gábor	2010	KSI SE / HUN	3.2	7.600					10.800	
29	Maj Zalaznik	2010	SLO	4.8	6.366			0.6		10.566	
30	Volter Zénó	2011	BHSE / HUN	2.8	6.266				0.6	8.466	

11th International Junior Budapest Cup

Mens Artistic Gymnastics

II. AG Qualification

Budapest, 2026. április 25.



D	E	O	Total
---	---	---	-------

				D	E	O	Total	
1	Gabriel Solar	2010	CRO	3.8	8.566		12.366	Q
2	Brick Phinyo	2010	BTV-Turnen / GER	4.4	7.200		11.600	Q
3	Volodymyr Golovin	2010	UKR	5.7	5.833		11.533	Q
4	Kampinsky Amit	2011	ISR	4.3	7.100		11.400	Q
5	Tyler Traore Malatre	2011	FRA	4.4	6.900		11.300	Q
6	Fábián Benedek Roland	2011	FTC-Telekom / HUN	3.0	8.266		11.266	Q
7	Gulyás Milán Balázs	2011	FTC-Telekom / HUN	3.2	8.066		11.266	R
8	Jules Dumas	2011	FRA	3.2	7.966		11.166	R
9	Vid Türk	2010	SLO	3.6	7.566		11.166	
10	Umut Ors	2010	TUR	2.7	8.266		10.966	
11	Marmari Yonatan	2011	ISR	2.4	8.466		10.866	
12	Huseyin Emir Cunedioğlu	2010	TUR	3.8	6.966		10.766	
13	Lypchanskyi Makar	2011	BTV-Turnen / GER	2.2	8.466		10.666	
14	Rudnytskyi Nazar	2011	POL	3.0	7.600		10.600	
15	Kan Seferovic	2011	SLO	3.1	7.433		10.533	
16	Fabio Schmidl	2011	SC Cottbus / GER	2.1	8.233		10.333	
17	Patrik Felinger	2011	CRO	3.8	6.533		10.333	
18	Kováts Botond Ferenc	2011	BHSE / HUN	3.9	6.433		10.333	
19	Tuna Alaydin	2010	TUR	2.4	7.900		10.300	
20	Arie Meir Yoav	2010	ISR	3.3	6.900		10.200	
21	Tóth Nimród	2010	BHSE / HUN	2.2	7.966		10.166	
22	Emil Pfurtscheller		Turnsport Oberösterreich / AUT	3.4	6.766		10.166	
23	Franco Susic	2011	GC Salto Zadar / CRO	2.7	7.366		10.066	
24	Felix Neumüller		Turnsport Oberösterreich / AUT	3.0	6.966		9.966	
25	Bánki Márk	2010	FTC-Telekom / HUN	3.1	6.800		9.900	
26	Lukács Gábor	2010	KSI SE / HUN	4.0	5.833		9.833	
27	Maj Zalaznik	2010	SLO	2.9	6.866		9.766	
28	Andrii Yavorskyi	2011	FCG Barcelona / ESP	2.1	7.633		9.733	
29	Davidson Eitam	2010	ISR	2.8	6.700		9.500	
30	Volter Zénó	2011	BHSE / HUN	2.0	7.400		9.400	
31	Gilányi Márk	2011	FTC-Telekom / HUN	2.1	7.266		9.366	

11th International Junior Budapest Cup
Mens Artistic Gymnastics
II. AG Qualification
Budapest, 2026. április 25.




				D	E	O	Total
32	Vid Lukacic	2011	SLO	2.6	6.466		9.066
33	Eduerd Serrano Gracia	2011	FCG Barcelona / ESP	1.8	7.100		8.900
34	Czeglédi Lajos	2011	KSI SE / HUN	2.0	6.733		8.733
35	Ramzi Mattar	2011	LSG Abu Dahbi / UAE	1.9	5.500		7.400

11th International Junior Budapest Cup

Mens Artistic Gymnastics

II. AG Qualification

Budapest, 2026. április 25.



D	E	SB	O	Total
---	---	----	---	-------

D	E	SB	O	Total					
1	Volodymyr Golovin	2010	UKR	3.8	8.566	0.1		12.466	Q
2	Kampinsky Amit	2011	ISR	3.2	8.833	0.1		12.133	Q
3	Tyler Traore Malatre	2011	FRA	2.9	9.033	0.1		12.033	Q
4	Umut Ors	2010	TUR	3.3	8.600	0.1		12.000	Q
5	Mael Atamna	2010	FRA	3.8	8.100			11.900	Q
6	Bánki Márk	2010	FTC-Telekom / HUN	2.9	8.633	0.1		11.633	Q
7	Brick Phinyo	2010	BTV-Turnen / GER	3.3	8.300			11.600	R
8	Rudnytskyi Nazar	2011	POL	2.8	8.566	0.1		11.466	R
9	Kováts Botond Ferenc	2011	BHSE / HUN	2.9	8.466			11.366	
10	Huseyin Emir Cunedioğlu	2010	TUR	3.1	8.233			11.333	
11	Vid Lukacic	2011	SLO	2.8	8.433			11.233	
12	Tóth Nimród	2010	BHSE / HUN	2.4	8.766			11.166	
13	Marmari Yonatan	2011	ISR	2.9	8.233			11.133	
14	Ramzi Mattar	2011	LSG Abu Dhabi / UAE	2.9	8.466		0.3	11.066	
15	Tuna Alaydin	2010	TUR	3.1	7.966			11.066	
16	Gulyás Milán Balázs	2011	FTC-Telekom / HUN	2.7	8.633		0.3	11.033	
17	Lukács Gábor	2010	KSI SE / HUN	2.7	8.333			11.033	
18	Maj Zalaznik	2010	SLO	2.5	8.733		0.3	10.933	
19	Felix Neumüller		Turnsport Oberösterreich / AUT	2.1	8.733			10.833	
20	Emil Pfurttscheller		Turnsport Oberösterreich / AUT	2.5	8.533		0.3	10.733	
21	Fábián Benedek Roland	2011	FTC-Telekom / HUN	2.3	8.500		0.3	10.500	
22	Davidson Eitam	2010	ISR	2.6	7.900			10.500	
23	Eduerd Serrano Gracia	2011	FCG Barcelona / ESP	2.3	8.433		0.3	10.433	
24	Lypchanskyi Makar	2011	BTV-Turnen / GER	2.5	8.100		0.3	10.300	
25	Volter Zénó	2011	BHSE / HUN	2.4	8.166		0.3	10.266	
26	Gilányi Márk	2011	FTC-Telekom / HUN	2.5	8.066		0.3	10.266	
27	Jules Dumas	2011	FRA	2.7	7.400			10.100	
28	Fabio Schmidl	2011	SC Cottbus / GER	2.0	8.233		0.3	9.933	
29	Czeglédi Lajos	2011	KSI SE / HUN	2.1	7.933		0.3	9.733	
30	Kan Seferovic	2011	SLO	2.8	6.833			9.633	
31	Andrii Yavorskyi	2011	FCG Barcelona / ESP	2.7	6.600		0.3	9.000	

11th International Junior Budapest Cup

Mens Artistic Gymnastics

II. AG Qualification

Budapest, 2026. április 25.



	D	E	SB	L	O	V1	Total		
						V2			
1	Volodymyr Golovin	2010	UKR	4.4	8.733		13.133	12.449	Q
				2.8	8.966		11.766		
2	Tyler Traore Malatre	2011	FRA	3.6	9.433		13.033	12.416	Q
				2.8	9.100	0.1	11.800		
3	Kováts Botond Ferenc	2011	BHSE / HUN	3.6	8.900		12.500	12.266	Q
				2.8	9.233		12.033		
4	Mael Atamna	2010	FRA	3.6	8.833		12.433	12.166	Q
				2.8	9.100		11.900		
5	Lypchanskyi Makar	2011	BTV-Turnen / GER	3.6	9.100		12.700	12.150	Q
				2.8	8.800		11.600		
6	Jules Dumas	2011	FRA	3.6	9.000		12.600	12.150	
				2.8	8.900		11.700		
7	Rudnytskyi Nazar	2011	POL	3.6	8.933		12.533	12.116	Q
				2.8	8.900		11.700		
8	Ramzi Mattar	2011	LSG Abu Dahbi / UAE	3.6	8.566		12.166	12.049	R
				2.8	9.133		11.933		
9	Emil Pfurtscheller		Turnsport Oberösterreich / AUT	3.6	9.033		12.633	12.016	R
				2.4	9.000		11.400		
10	Umut Ors	2010	TUR	4.4	8.666		13.066	11.999	
				3.2	8.033	0.3	10.933		
11	Maj Zalaznik	2010	SLO	3.6	8.766		12.366	11.949	
				2.4	9.133		11.533		
12	Gilányi Márk	2011	FTC-Telekom / HUN	3.6	8.500	0.1	12.000	11.733	
				2.8	8.666		11.466		
13	Marmari Yonatan	2011	ISR	3.6	8.633	0.3	11.933	11.466	
				2.0	9.000		11.000		
14	Tóth Nimród	2010	BHSE / HUN	3.6	8.966	0.1	12.666	11.416	
				1.8	8.366		10.166		
15	Felix Neumüller		Turnsport Oberösterreich / AUT	2.4	8.300	0.1	10.600	10.750	
				2.0	8.900		10.900		

11th International Junior Budapest Cup

Mens Artistic Gymnastics

II. AG Qualification

Budapest, 2026. április 25.



D	E	SB	L	O	V1	Total
					V2	

Volter Zénó	2011	BHSE / HUN	2.4	8.666			11.066	DNF
							DNS	
Lukács Gábor	2010	KSI SE / HUN	3.6	8.500			12.100	DNF
							DNS	
Andrii Yavorskyi	2011	FCG Barcelona / ESP	2.8	8.400			11.200	DNF
							DNS	
Eduerd Serrano Gracia	2011	FCG Barcelona / ESP	2.8	8.733		0.1	11.433	DNF
							DNS	
Fabio Schmidl	2011	SC Cottbus / GER	2.0	8.966			10.966	DNF
							DNS	
Bánki Márk	2010	FTC-Telekom / HUN	3.6	8.766		0.3	12.066	DNF
							DNS	
Gulyás Milán Balázs	2011	FTC-Telekom / HUN	2.4	8.866			11.266	DNF
							DNS	
Fábián Benedek Roland	2011	FTC-Telekom / HUN	2.8	8.733			11.533	DNF
							DNS	
Davidson Eitam	2010	ISR	3.6	8.700		0.1	12.200	DNF
							DNS	
Kampinsky Amit	2011	ISR	3.6	8.633			12.233	DNF
							DNS	
Kan Seferovic	2011	SLO	2.4	9.033		0.1	11.333	DNF
							DNS	
Brick Phinyo	2010	BTV-Turnen / GER	3.6	8.966		0.1	12.466	DNF
							DNS	
Tuna Alaydin	2010	TUR	2.8	9.333	0.1		12.233	DNF
							DNS	
Huseyin Emir Cunedioğlu	2010	TUR	3.6	8.766			12.366	DNF
							DNS	
Czeglédi Lajos	2011	KSI SE / HUN	1.8	8.700			10.500	DNF
							DNS	

11th International Junior Budapest Cup

Mens Artistic Gymnastics

II. AG Qualification

Budapest, 2026. április 25.



D	E	SB	O	Total
---	---	----	---	-------


D	E	SB	O	Total					
1	Volodymyr Golovin	2010	UKR	5.7	8.433			14.133	Q
2	Marmari Yonatan	2011	ISR	3.8	8.900			12.700	Q
3	Tyler Traore Malatre	2011	FRA	4.4	8.300			12.700	Q
4	Jules Dumas	2011	FRA	3.4	8.866	0.1		12.366	Q
5	Kampinsky Amit	2011	ISR	4.5	7.866			12.366	Q
6	Umut Ors	2010	TUR	2.9	9.266	0.1		12.266	Q
7	Lukács Gábor	2010	KSI SE / HUN	3.2	9.000			12.200	R
8	Lypchanskyi Makar	2011	BTV-Turnen / GER	3.3	8.566			11.866	R
9	Bánki Márk	2010	FTC-Telekom / HUN	2.9	8.800			11.700	
10	Rudnytskyi Nazar	2011	POL	3.1	8.600			11.700	
11	Andrii Yavorskyi	2011	FCG Barcelona / ESP	2.7	8.900			11.600	
12	Gulyás Milán Balázs	2011	FTC-Telekom / HUN	2.7	8.833			11.533	
13	Huseyin Emir Cunedioğlu	2010	TUR	3.2	8.333			11.533	
14	Fabio Schmidl	2011	SC Cottbus / GER	2.5	9.000			11.500	
15	Emil Pfurtscheller	2011	Turnsport Oberösterreich / AUT	3.5	8.000			11.500	
16	Maj Zalaznik	2010	SLO	2.3	9.166			11.466	
17	Gilányi Márk	2011	FTC-Telekom / HUN	2.5	8.933			11.433	
18	Tóth Nimród	2010	BHSE / HUN	2.7	8.733			11.433	
19	Czeglédi Lajos	2011	KSI SE / HUN	2.6	8.800			11.400	
20	Kan Seferovic	2011	SLO	3.4	7.900			11.300	
21	Davidson Eitam	2010	ISR	3.3	7.933			11.233	
22	Eduerd Serrano Gracia	2011	FCG Barcelona / ESP	2.1	9.100			11.200	
23	Vid Lukacic	2011	SLO	2.0	9.100			11.100	
24	Fábián Benedek Roland	2011	FTC-Telekom / HUN	2.4	8.700			11.100	
25	Ramzi Mattar	2011	LSG Abu Dhabi / UAE	2.9	8.166			11.066	
26	Volter Zénó	2011	BHSE / HUN	2.3	8.333			10.633	
27	Tuna Alaydin	2010	TUR	2.6	7.933			10.533	
28	Felix Neumüller	2011	Turnsport Oberösterreich / AUT	2.7	7.666			10.366	
29	Brick Phinyo	2010	BTV-Turnen / GER	3.0	7.366			10.366	
30	Arie Meir Yoav	2010	ISR	3.4	6.233			9.633	
31	Kováts Botond Ferenc	2011	BHSE / HUN	3.2	6.333			9.533	

11th International Junior Budapest Cup

Mens Artistic Gymnastics

II. AG Qualification

Budapest, 2026. április 25.



D	E	SB	O	Total
---	---	----	---	-------

D	E	SB	O	Total					
1	Volodymyr Golovin	2010	UKR	5.6	7.833	0.1		13.533	Q
2	Tyler Traore Malatre	2011	FRA	4.9	7.933			12.833	Q
3	Tuna Alaydin	2010	TUR	2.7	8.933	0.1		11.733	Q
4	Umut Ors	2010	TUR	3.2	8.466			11.666	Q
4	Kampinsky Amit	2011	ISR	3.2	8.466			11.666	Q
6	Huseyin Emir Cunedioğlu	2010	TUR	3.4	8.133			11.533	
7	Bánki Márk	2010	FTC-Telekom / HUN	3.2	8.300			11.500	Q
7	Marmari Yonatan	2011	ISR	3.2	8.300			11.500	Q
9	Emil Pfurttscheller		Turnsport Oberösterreich / AUT	2.4	8.966			11.366	R
10	Davidson Eitam	2010	ISR	3.0	8.200			11.200	
11	Gulyás Milán Balázs	2011	FTC-Telekom / HUN	2.5	8.633			11.133	R
12	Jules Dumas	2011	FRA	2.8	8.266			11.066	
13	Ramzi Mattar	2011	LSG Abu Dahbi / UAE	2.8	8.200			11.000	
14	Felix Neumüller		Turnsport Oberösterreich / AUT	3.0	7.966			10.966	
15	Fábián Benedek Roland	2011	FTC-Telekom / HUN	2.1	8.833			10.933	
16	Lypchanskyi Makar	2011	BTV-Turnen / GER	2.8	8.033	0.1		10.933	
17	Kan Seferovic	2011	SLO	2.1	8.733			10.833	
18	Brick Phinyo	2010	BTV-Turnen / GER	3.6	7.233			10.833	
19	Fabio Schmidl	2011	SC Cottbus / GER	2.0	8.733			10.733	
20	Czeglédi Lajos	2011	KSI SE / HUN	2.5	8.233			10.733	
21	Maj Zalaznik	2010	SLO	2.3	8.333			10.633	
22	Volter Zénó	2011	BHSE / HUN	1.9	8.633			10.533	
23	Andrii Yavorskyi	2011	FCG Barcelona / ESP	2.4	8.133			10.533	
24	Tóth Nimród	2010	BHSE / HUN	2.7	7.800			10.500	
25	Rudnytskyi Nazar	2011	POL	2.3	8.033	0.1		10.433	
26	Gilányi Márk	2011	FTC-Telekom / HUN	2.1	8.233			10.333	
27	Kováts Botond Ferenc	2011	BHSE / HUN	2.5	7.700	0.1		10.300	
28	Vid Lukacic	2011	SLO	1.5	8.700			10.200	
29	Eduerd Serrano Gracia	2011	FCG Barcelona / ESP	1.7	8.200			9.900	
30	Lukács Gábor	2010	KSI SE / HUN	3.1	5.933			9.033	

11th International Junior Budapest Cup

Mens Artistic Gymnastics

II. AG Apparatus Finals

Budapest, 2026. április 26.



				D	E	SB	T	L	O	Total
1	Volodymyr Golovin	2010	UKR	5.5	7.500					13.000
2	Huseyin Emir Cunedioğlu	2010	TUR	4.0	8.366	0.1				12.466
3	Rudnytskyi Nazar	2011	POL	4.2	8.300			0.1		12.400
4	Jules Dumas	2011	FRA	4.0	8.300			0.1		12.200
5	Ramzi Mattar	2011	LSG Abu Dahbi / UAE	3.9	8.200			0.1		12.000
6	Tyler Traore Malatre	2011	FRA	4.3	7.000			0.3		11.000

11th International Junior Budapest Cup

Mens Artistic Gymnastics


II. AG Apparatus Finals

Budapest, 2026. április 26.



				D	E	O	Total
1	Brick Phinyo	2010	BTV-Turnen / GER	4.3	8.000		12.300
2	Volodymyr Golovin	2010	UKR	6.1	6.200		12.300
3	Gabriel Solar	2010	CRO	3.8	8.233		12.033
4	Kampinsky Amit	2011	ISR	4.5	7.033		11.533
5	Tyler Traore Malatre	2011	FRA	4.4	6.300		10.700
6	Fábián Benedek Roland	2011	FTC-Telekom / HUN	3.0	7.633		10.633

11th International Junior Budapest Cup
Mens Artistic Gymnastics
II. AG Apparatus Finals
Budapest, 2026. április 26.



					D	E	SB	O	Total
1	Volodymyr Golovin	2010	UKR	3.8	8.733			12.533	
2	Umut Ors	2010	TUR	3.7	8.400			12.100	
3	Kampinsky Amit	2011	ISR	3.2	8.800			12.000	
4	Tyler Traore Malatre	2011	FRA	2.9	9.066			11.966	
5	Bánki Márk	2010	FTC-Telekom / HUN	2.9	8.600			11.500	
6	Mael Atamna	2010	FRA	3.8	7.466			11.266	

11th International Junior Budapest Cup

Mens Artistic Gymnastics

II. AG Apparatus Finals

Budapest, 2026. április 26.



D	E	SB	L	O	V1	Total
					V2	

1	Tyler Traore Malatre	2011	FRA	3.6	9.266	0.1		12.966	12.616
				2.8	9.366	0.1		12.266	
2	Volodymyr Golovin	2010	UKR	4.4	8.600			13.000	12.400
				2.8	9.000			11.800	
3	Lypchanskyi Makar	2011	BTV-Turnen / GER	3.6	8.933			12.533	12.316
				2.8	9.200	0.1		12.100	
4	Mael Atamna	2010	FRA	3.6	9.100			12.700	12.300
				2.8	9.200		0.1	11.900	
5	Kováts Botond Ferenc	2011	BHSE / HUN	3.6	8.833			12.433	12.083
				2.8	8.933			11.733	
6	Rudnytskyi Nazar	2011	POL	3.6	8.266		0.3	11.566	11.499
				2.8	8.633			11.433	

11th International Junior Budapest Cup

Mens Artistic Gymnastics

II. AG Apparatus Finals

Budapest, 2026. április 26.




				D	E	SB	O	Total
1	Volodymyr Golovin	2010	UKR	5.7	8.033			13.733
2	Tyler Traore Malatre	2011	FRA	4.4	8.200			12.600
3	Umut Ors	2010	TUR	2.9	8.966			11.866
4	Kampinsky Amit	2011	ISR	4.1	7.333			11.433
5	Jules Dumas	2011	FRA	3.1	8.166	0.1		11.366
6	Marmari Yonatan	2011	ISR	3.5	7.700	0.1		11.300

11th International Junior Budapest Cup

Mens Artistic Gymnastics

II. AG Apparatus Finals

Budapest, 2026. április 26.



D	E	SB	O	Total
---	---	----	---	-------



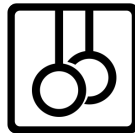


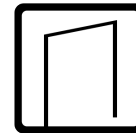
	D	E	SB	O	Total			
1	Tyler Traore Malatre	2011	FRA	4.9	8.100			13.000
2	Volodymyr Golovin	2010	UKR	5.6	6.866			12.466
3	Kampinsky Amit	2011	ISR	3.2	8.433			11.633
4	Tuna Alaydin	2010	TUR	2.6	8.800	0.1		11.500
5	Bánki Márk	2010	FTC-Telekom / HUN	3.1	8.366			11.466
6	Umut Ors	2010	TUR	3.1	8.100			11.200
7	Marmari Yonatan	2011	ISR	3.2	7.466			10.666

11th International Junior Budapest Cup

Mens Artistic Gymnastics

III. AG All-Around

Budapest, 2026. április 25.

																		
D	SB	Total	D	SB	Total	D	SB	Total	D	SB	Total	D	SB	Total	D	SB	Total	Total
E	P	Rk	E	P	Rk	E	P	Rk	E	P	Rk	E	P	Rk	E	P	Rk	



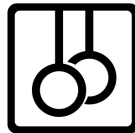


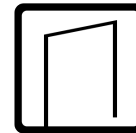
Rk	Name	Year	Floor			Tabletop			Vault			Horizontal Bar			Parallel Bars			Rings	Total		
			D	SB	Total	D	SB	Total	D	SB	Total	D	SB	Total	D	SB	Total				
1	Jacques Anselm	2012	3.9		12.000	4.2		12.600	3.3	0.1	11.733	2.8		11.933	3.9		12.500	2.7		11.533	72.299
		FRA	8.100		(5)	8.400		(1)	8.333		(2)	9.133		(6)	8.600		(1)	8.833		(3)	
2	Tiléo Santucci	2012	4.1		12.066	4.0		12.100	3.2		11.366	3.6		12.600	3.3		10.333	3.3		11.833	70.298
		FRA	8.266	0.3	(4)	8.100		(2)	8.166		(4)	9.000		(1)	7.033		(19)	8.533		(1)	
3	Titouan Hagnere	2012	3.8		11.766	3.3		11.300	2.4		10.100	3.6		12.066	2.7		11.200	2.4		10.933	67.365
		FRA	7.966		(6)	8.000		(5)	7.700		(16)	8.566	0.1	(4)	8.500		(8)	8.533		(9)	
4	Erben Kadir Uslu	2012	3.3		11.333	1.9		8.200	3.1		11.766	3.6		12.333	2.7		11.533	2.7		11.700	66.865
		TUR	8.033		(8)	6.300		(22)	8.666		(1)	8.733		(2)	8.833		(3)	9.000		(2)	
5	Tikiz Ayazdeniz	2015	3.1		11.233	1.9		10.466	2.5		10.700	3.6		11.966	2.9		11.466	2.4		11.033	66.864
		BTV-Turnen / GER	8.433	0.3	(9)	8.566		(10)	8.500	0.3	(8)	8.366		(5)	8.566		(4)	8.633		(8)	
6	Matija Slanac	2012	2.6		11.066	2.6		10.933	2.5	0.1	11.066	1.6		10.566	2.6		11.233	2.0		10.700	65.564
		CRO	8.766	0.3	(13)	8.333		(6)	8.766	0.3	(5)	8.966		(15)	8.633		(7)	8.700		(16)	
7	Nikolayev John	2012	3.1	0.1	11.200	3.5		11.666	2.4		9.800	2.0		9.933	3.4		11.566	2.3		11.266	65.431
		ISR	8.100	0.1	(11)	8.166		(3)	7.400		(22)	7.933		(23)	8.166		(2)	8.966		(6)	
8	Mustafa Yigit Dur	2014	3.4		10.166	1.9		10.866	2.6		10.466	3.6		11.766	2.5		10.833	2.2		11.266	65.363
		TUR	7.066	0.3	(25)	8.966		(7)	7.866		(11)	8.466	0.3	(8)	8.333		(15)	9.066		(5)	

11th International Junior Budapest Cup

Mens Artistic Gymnastics

III. AG All-Around

Budapest, 2026. április 25.

																		
D	SB	Total	D	Total	D	SB	Total	D	SB	Total	D	SB	Total	D	SB	Total	Total	
E	P	Rk	E	P	Rk	E	P	Rk	E	P	Rk	E	P	Rk	E	P	Rk	



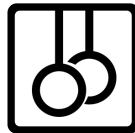


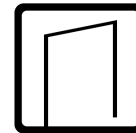
Rk	Name	Year	Floor			Pommel Horse			Rings			Vault			Bars			Total
			D	SB	Total	D	Total	D	SB	Total	D	SB	Total	D	SB	Total		
			E	P	Rk	E	P	Rk	E	P	Rk	E	P	Rk	E	P	Rk	
9	Nikola Vukovic	2012	4.1	0.1	12.633	1.9	9.666	2.1	0.1	10.566	2.8	11.800	2.2	7.733	2.4	0.1	11.366	63.764
			Zagreb GS / CRO	8.433		(1)	7.766	(18)	8.666	0.3	(9)	9.000	(7)	5.533	(30)	8.866		
10	Gercsák Dénes	2012	2.9		10.766	2.8	10.866	1.8		9.766	2.8	11.600	2.7	9.800	2.1		10.633	63.431
			BHSE / HUN	7.866		(18)	8.066	(8)	8.266	0.3	(23)	8.800	(11)	7.100	(25)	8.533		
11	Dörner Phillip	2014	2.5		10.000	1.9	9.733	2.2		10.233	2.8	11.666	2.3	10.900	1.9		10.800	63.332
			BTV-Turnen / GER	7.500		(27)	7.833	(17)	8.333	0.3	(14)	8.866	(10)	8.600	(13)	8.900		
12	Tugrul Efe Ozturk	2012	3.5		12.133	1.9	9.100	3.2		11.400	3.6	11.000	1.7	8.900	1.8		10.666	63.199
			TUR	8.633		(3)	7.200	(21)	8.200		(3)	7.500	0.1	(13)	7.200	(28)	8.866	
13	Benedikt Ennsbrunner		2.8		10.933	1.9	10.300	1.9		10.066	1.2	10.333	2.3	10.800	2.1		10.700	63.132
			Turnsport Oberösterreich / AUT	8.433	0.3	(14)	8.400	(12)	8.466	0.3	(17)	9.133	(17)	8.500	(17)	8.600		
14	Simonetz Máté	2012	2.7		11.200	2.2	9.766	2.1		9.866	2.0	10.566	2.3	10.133	1.9		10.733	62.264
			KSI SE / HUN	8.800	0.3	(10)	7.566	(16)	8.066	0.3	(21)	8.666	0.1	(16)	7.833	(21)	8.833	
15	Emil Neumann	2012	2.7		10.866	1.9	9.866	1.7		10.133	2.0	10.633	2.0	10.033	2.3		10.466	61.997
			SC Cottbus / GER	8.466	0.3	(16)	7.966	(15)	8.733	0.3	(15)	8.633	(14)	8.033	(24)	8.166		
16	László-Bártfai Balázs	2012	2.6		10.833	2.2	9.900	2.1		9.566	1.8	9.966	2.3	10.800	2.1		10.633	61.698
			FTC-Telekom / HUN	8.533	0.3	(17)	7.700	(14)	7.766	0.3	(26)	8.166	(22)	8.500	(17)	8.533		

11th International Junior Budapest Cup

Mens Artistic Gymnastics

III. AG All-Around

Budapest, 2026. április 25.

																		
D	SB	Total	D	SB	Total	D	SB	Total	D	SB	Total	D	SB	Total	D	SB	Total	Total
E	P	Rk	E	P	Rk	E	P	Rk	E	P	Rk	E	P	Rk	E	P	Rk	



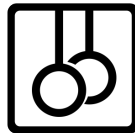


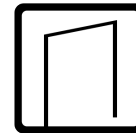
17	Bolsinger Luis	2013	2.8		9.966	1.9		9.933	2.0		8.933	3.6		12.133	2.3		11.266	2.6		9.400	61.631
		BTV-Turnen / GER	7.466	0.3	(28)	8.033		(13)	7.433	0.5	(29)	8.533		(3)	8.966		(5)	6.800		(29)	
18	Bruno Bucko	2014	2.8		10.500	1.9		9.166	2.0		9.566	1.2		10.300	2.3		11.000	1.9		10.900	61.432
		SVK	8.000	0.3	(23)	7.266		(20)	7.866	0.3	(25)	9.100		(18)	8.700		(10)	9.000		(10)	
19	Semjén Gábor	2012	2.9		10.900	2.6		10.766	2.0	0.1	10.866	1.2		9.500	2.0		8.133	2.3		10.900	61.065
		BHSE / HUN	8.000		(15)	8.166		(9)	9.066	0.3	(6)	8.300		(25)	6.133		(29)	8.600		(11)	
20	Rónai Bertalan	2012	2.4		9.666	2.6		9.533	1.9		8.833	1.8		10.300	2.0	0.1	10.933	1.7		10.433	59.698
		KSI SE / HUN	7.866	0.6	(30)	6.933		(19)	7.233	0.3	(30)	8.600	0.1	(19)	8.833		(11)	8.733		(27)	
21	Andrii Kyrylenko		2.8		10.666	2.0		8.200	1.7		9.233	2.0		9.433	2.2		10.200	1.5		10.533	58.265
		Turnsport Oberösterreich / AUT	8.166	0.3	(22)	6.200		(23)	7.833	0.3	(27)	7.733	0.3	(26)	8.000		(20)	9.033		(22)	
22	Lucas Fernandez Ruiz	2012	3.5	0.1	10.733	1.8		3.900	2.5		10.766	2.4		11.100	3.2		10.933	2.0		10.533	57.965
		FCG Barcelona / ESP	7.633	0.5	(19)	5.100	3.0	(28)	8.566	0.3	(7)	8.700		(12)	7.733		(12)	8.533		(23)	
23	Karsai Zsombor	2012	3.8	0.1	12.233	1.3		2.566	2.4		10.033	2.4		11.700	2.4		10.866	2.0		10.533	57.931
		DKSE / HUN	8.333		(2)	5.266	4.0	(31)	7.933	0.3	(19)	9.300		(9)	8.466		(14)	8.533		(23)	
24	Eloi Matas Macia	2014	2.8		9.666	1.5		6.700	2.5		10.500	2.4		9.333	2.6		10.100	2.1		10.366	56.665
		FCG Barcelona / ESP	7.666	0.8	(31)	5.200		(25)	8.300	0.3	(10)	7.233	0.3	(27)	7.500		(23)	8.266		(28)	

11th International Junior Budapest Cup

Mens Artistic Gymnastics

III. AG All-Around

Budapest, 2026. április 25.

																		
D	SB	Total	D	Total	D	SB	Total	D	SB	Total	D	SB	Total	D	SB	Total	Total	
E	P	Rk	E	P	Rk	E	P	Rk	E	P	Rk	E	P	Rk	E	P	Rk	

25	Benedikt Neumüller	Turnsport Oberösterreich / AUT	2.6	10.700														
			8.400	0.3	(20)	6.800	3.0	(27)	8.600	0.3	(20)	8.400		(24)	7.666		(26)	8.366
26	Aleksandr Panchenko	2016 GC Salto Zadar / CRO	2.7	10.666														
			8.366	0.4	(21)	4.166	3.0	(30)	9.133	0.3	(13)	9.000		(20)	9.400		(16)	9.200
27	Jan Celestin Koic	2016 Zagreb GS / CRO	2.7	11.100														
			8.700	0.3	(12)				8.100	0.3	(24)	9.000		(20)	8.966		(5)	8.900
28	Slavko Bielen	2014 CRO	3.3	0.1	11.700	1.8	7.733											
			8.300		(7)	5.933		(24)	8.633	0.3	(18)				8.333		(9)	9.166
29	Karlo Gradicek	2012 GC Vindija / CRO	3.7	0.1	10.033	1.8	5.600											
			6.233		(26)	6.800	3.0	(26)	8.866	0.3	(12)				7.200		(27)	8.600
30	Mark Horvat	2014 GC Vindija / CRO	3.0	10.500														
			7.500		(24)				1.7	9.133					2.3	10.100		0.9
31	Borna Baltic	2012 Zagreb GS / CRO				3.3	11.566											
						8.266		(4)										
32	Emanuel Brala	2012 GC Salto Zadar / CRO				2.2	10.366											
						8.166		(11)										

11th International Junior Budapest Cup

Mens Artistic Gymnastics

III. AG Qualification

Budapest, 2026. április 25.



				D	E	SB	T	L	O	Total	
1	Nikola Vukovic	2012	Zagreb GS / CRO	4.1	8.433	0.1				12.633	Q
2	Karsai Zsombor	2012	DKSE / HUN	3.8	8.333	0.1				12.233	Q
3	Tugrul Efe Ozturk	2012	TUR	3.5	8.633					12.133	Q
4	Tiléo Santucci	2012	FRA	4.1	8.266			0.3		12.066	Q
5	Jacques Anselm	2012	FRA	3.9	8.100					12.000	Q
6	Titouan Hagnere	2012	FRA	3.8	7.966					11.766	
7	Slavko Bielen	2014	CRO	3.3	8.300	0.1				11.700	Q
8	Erben Kadir Uslu	2012	TUR	3.3	8.033					11.333	R
9	Tikiz Ayazdeniz	2015	BTV-Turnen / GER	3.1	8.433				0.3	11.233	R
10	Simonetz Máté	2012	KSI SE / HUN	2.7	8.800				0.3	11.200	
11	Nikolayev John	2012	ISR	3.1	8.100	0.1		0.1		11.200	
12	Jan Celestin Koic	2016	Zagreb GS / CRO	2.7	8.700				0.3	11.100	
13	Matija Slanac	2012	CRO	2.6	8.766				0.3	11.066	
14	Benedikt Ennsbrunner		Turnsport Oberösterreich / AUT	2.8	8.433				0.3	10.933	
15	Semjén Gábor	2012	BHSE / HUN	2.9	8.000					10.900	
16	Emil Neumann	2012	SC Cottbus / GER	2.7	8.466				0.3	10.866	
17	László-Bártfai Balázs	2012	FTC-Telekom / HUN	2.6	8.533				0.3	10.833	
18	Gercsák Dénes	2012	BHSE / HUN	2.9	7.866					10.766	
19	Lucas Fernandez Ruiz	2012	FCG Barcelona / ESP	3.5	7.633	0.1	0.5			10.733	
20	Benedikt Neumüller		Turnsport Oberösterreich / AUT	2.6	8.400				0.3	10.700	
21	Aleksandr Panchenko	2016	GC Salto Zadar / CRO	2.7	8.366		0.1		0.3	10.666	
22	Andrii Kyrylenko		Turnsport Oberösterreich / AUT	2.8	8.166				0.3	10.666	
23	Bruno Bucko	2014	SVK	2.8	8.000		0.3			10.500	
24	Mark Horvat	2014	GC Vindija / CRO	3.0	7.500					10.500	
25	Mustafa Yigit Dur	2014	TUR	3.4	7.066				0.3	10.166	
26	Karlo Gradicek	2012	GC Vindija / CRO	3.7	6.233	0.1				10.033	
27	Dörner Phillip	2014	BTV-Turnen / GER	2.5	7.500					10.000	
28	Bolsinger Luis	2013	BTV-Turnen / GER	2.8	7.466			0.3		9.966	
29	Jan Jovanovic	2012	Zagreb GS / CRO	3.3	6.433					9.733	
30	Rónai Bertalan	2012	KSI SE / HUN	2.4	7.866			0.3	0.3	9.666	
31	Eloi Matas Macia	2014	FCG Barcelona / ESP	2.8	7.666		0.5		0.3	9.666	

11th International Junior Budapest Cup

Mens Artistic Gymnastics

III. AG Qualification

Budapest, 2026. április 25.



D	E	O	Total
---	---	---	-------


				D	E	O	Total	
1	Jacques Anselm	2012	FRA	4.2	8.400		12.600	Q
2	Tiléo Santucci	2012	FRA	4.0	8.100		12.100	Q
3	Nikolayev John	2012	ISR	3.5	8.166		11.666	Q
4	Borna Baltic	2012	Zagreb GS / CRO	3.3	8.266		11.566	Q
5	Titouan Hagnere	2012	FRA	3.3	8.000		11.300	
6	Matija Slanac	2012	CRO	2.6	8.333		10.933	Q
7	Mustafa Yigit Dur	2014	TUR	1.9	8.966		10.866	Q
8	Gercsák Dénes	2012	BHSE / HUN	2.8	8.066		10.866	R
9	Semjén Gábor	2012	BHSE / HUN	2.6	8.166		10.766	R
10	Tikiz Ayazdeniz	2015	BTV-Turnen / GER	1.9	8.566		10.466	
11	Emanuel Brala	2012	GC Salto Zadar / CRO	2.2	8.166		10.366	
12	Benedikt Ennsbrunner		Turnsport Oberösterreich / AUT	1.9	8.400		10.300	
13	Bolsinger Luis	2013	BTV-Turnen / GER	1.9	8.033		9.933	
14	László-Bártfai Balázs	2012	FTC-Telekom / HUN	2.2	7.700		9.900	
15	Emil Neumann	2012	SC Cottbus / GER	1.9	7.966		9.866	
16	Simonetz Máté	2012	KSI SE / HUN	2.2	7.566		9.766	
17	Dörner Phillip	2014	BTV-Turnen / GER	1.9	7.833		9.733	
18	Nikola Vukovic	2012	Zagreb GS / CRO	1.9	7.766		9.666	
19	Rónai Bertalan	2012	KSI SE / HUN	2.6	6.933		9.533	
20	Bruno Bucko	2014	SVK	1.9	7.266		9.166	
21	Tugrul Efe Ozturk	2012	TUR	1.9	7.200		9.100	
22	Erben Kadir Uslu	2012	TUR	1.9	6.300		8.200	
23	Andrii Kyrilenko		Turnsport Oberösterreich / AUT	2.0	6.200		8.200	
24	Slavko Bielen	2014	CRO	1.8	5.933		7.733	
25	Eloi Matas Macia	2014	FCG Barcelona / ESP	1.5	5.200		6.700	
26	Karlo Gradicek	2012	GC Vindija / CRO	1.8	6.800	3.0	5.600	
27	Benedikt Neumüller		Turnsport Oberösterreich / AUT	1.5	6.800	3.0	5.300	
28	Lucas Fernandez Ruiz	2012	FCG Barcelona / ESP	1.8	5.100	3.0	3.900	
29	Adam Barulek	2015	CRO	1.4	5.200	3.0	3.600	
30	Aleksandr Panchenko	2016	GC Salto Zadar / CRO	1.7	4.166	3.0	2.866	
31	Karsai Zsombor	2012	DKSE / HUN	1.3	5.266	4.0	2.566	

11th International Junior Budapest Cup

Mens Artistic Gymnastics

III. AG Qualification

Budapest, 2026. április 25.



D	E	SB	O	Total
---	---	----	---	-------

D	E	SB	O	Total					
1	Erben Kadir Uslu	2012	TUR	3.1	8.666			11.766	Q
2	Jacques Anselm	2012	FRA	3.3	8.333	0.1		11.733	Q
3	Tugrul Efe Ozturk	2012	TUR	3.2	8.200			11.400	Q
4	Tiléo Santucci	2012	FRA	3.2	8.166			11.366	Q
5	Matija Slanac	2012	CRO	2.5	8.766	0.1	0.3	11.066	Q
6	Semjén Gábor	2012	BHSE / HUN	2.0	9.066	0.1	0.3	10.866	Q
7	Lucas Fernandez Ruiz	2012	FCG Barcelona / ESP	2.5	8.566		0.3	10.766	R
8	Tikiz Ayazdeniz	2015	BTV-Turnen / GER	2.5	8.500		0.3	10.700	R
9	Nikola Vukovic	2012	Zagreb GS / CRO	2.1	8.666	0.1	0.3	10.566	
10	Eloi Matas Macia	2014	FCG Barcelona / ESP	2.5	8.300		0.3	10.500	
11	Mustafa Yigit Dur	2014	TUR	2.6	7.866			10.466	
12	Karlo Gradicek	2012	GC Vindija / CRO	1.8	8.866		0.3	10.366	
13	Aleksandr Panchenko	2016	GC Salto Zadar / CRO	1.5	9.133		0.3	10.333	
14	Dörner Phillip	2014	BTV-Turnen / GER	2.2	8.333		0.3	10.233	
15	Emil Neumann	2012	SC Cottbus / GER	1.7	8.733		0.3	10.133	
16	Titouan Hagnere	2012	FRA	2.4	7.700			10.100	
17	Benedikt Ennsbrunner		Turnsport Oberösterreich / AUT	1.9	8.466		0.3	10.066	
18	Slavko Bielen	2014	CRO	1.7	8.633		0.3	10.033	
19	Karsai Zsombor	2012	DKSE / HUN	2.4	7.933		0.3	10.033	
20	Benedikt Neumüller		Turnsport Oberösterreich / AUT	1.7	8.600		0.3	10.000	
21	Simonetz Máté	2012	KSI SE / HUN	2.1	8.066		0.3	9.866	
22	Nikolayev John	2012	ISR	2.4	7.400			9.800	
23	Gercsák Dénes	2012	BHSE / HUN	1.8	8.266		0.3	9.766	
24	Jan Celestin Koic	2016	Zagreb GS / CRO	1.9	8.100		0.3	9.700	
25	Bruno Bucko	2014	SVK	2.0	7.866		0.3	9.566	
26	László-Bártfai Balázs	2012	FTC-Telekom / HUN	2.1	7.766		0.3	9.566	
27	Andrii Kyrilenko		Turnsport Oberösterreich / AUT	1.7	7.833		0.3	9.233	
28	Mark Horvat	2014	GC Vindija / CRO	1.7	7.733		0.3	9.133	
29	Bolsinger Luis	2013	BTV-Turnen / GER	2.0	7.433		0.5	8.933	
30	Rónai Bertalan	2012	KSI SE / HUN	1.9	7.233		0.3	8.833	

11th International Junior Budapest Cup

Mens Artistic Gymnastics

III. AG Qualification

Budapest, 2026. április 25.



D	E	SB	L	O	V1	Total
					V2	

Rank	Name	Year	Country	D	E	SB	L	O	V1	Total	Status
									V2		
1	Tiléo Santucci	2012	FRA	3.6	9.000				12.600	12.316	Q
				2.8	9.233			12.033			
2	Titouan Hagnere	2012	FRA	3.6	8.566		0.1		12.066	11.883	Q
				2.8	8.900			11.700			
3	Karsai Zsombor	2012	DKSE / HUN	2.4	9.300				11.700	11.816	Q
				2.8	9.133			11.933			
4	Gercsák Dénes	2012	BHSE / HUN	2.8	8.800				11.600	11.600	Q
				2.4	9.200			11.600			
5	Mustafa Yigit Dur	2014	TUR	3.6	8.466		0.3		11.766	11.549	Q
				2.4	8.933			11.333			
6	Tikiz Ayazdeniz	2015	BTV-Turnen / GER	3.6	8.366				11.966	11.383	Q
				2.0	8.800			10.800			
7	Nikola Vukovic	2012	Zagreb GS / CRO	2.8	9.000				11.800	11.333	R
				2.0	8.866			10.866			
8	Tugrul Efe Ozturk	2012	TUR	3.6	7.500		0.1		11.000	11.183	R
				2.8	8.666		0.1	11.366			
9	Dörner Phillip	2014	BTV-Turnen / GER	2.8	8.866				11.666	11.133	
				2.0	8.600			10.600			
10	Bolsinger Luis	2013	BTV-Turnen / GER	3.6	8.533				12.133	10.966	
				2.0	7.800			9.800			
11	Emil Neumann	2012	SC Cottbus / GER	2.0	8.633				10.633	10.716	
				1.8	9.000			10.800			
12	Semjén Gábor	2012	BHSE / HUN	1.2	8.300				9.500	10.300	
				2.4	8.700			11.100			
13	Andrii Kyrylenko		Turnsport Oberösterreich / AUT	2.0	7.733		0.3		9.433	9.816	
				2.0	8.200			10.200			
	Jacques Anselm	2012	FRA	2.8	9.133				11.933	DNF	
									DNS		
	Nikolayev John	2012	ISR	2.0	7.933				9.933	DNF	
									DNS		

11th International Junior Budapest Cup

Mens Artistic Gymnastics

III. AG Qualification

Budapest, 2026. április 25.



						D	E	SB	L	O	V1	V2	Total
	Bruno Bucko	2014	SVK	1.2	9.100						10.300		DNF
										DNS			
	Matija Slanac	2012	CRO	1.6	8.966						10.566		DNF
										DNS			
	Lucas Fernandez Ruiz	2012	FCG Barcelona / ESP	2.4	8.700						11.100		DNF
										DNS			
	Eloi Matas Macia	2014	FCG Barcelona / ESP	2.4	7.233			0.3			9.333		DNF
										DNS			
	Jan Celestin Koic	2016	Zagreb GS / CRO	1.2	9.000						10.200		DNF
										DNS			
	Benedikt Ennsbrunner		Turnsport Oberösterreich / AUT	1.2	9.133						10.333		DNF
										DNS			
	Benedikt Neumüller		Turnsport Oberösterreich / AUT	1.2	8.400						9.600		DNF
										DNS			
	Rónai Bertalan	2012	KSI SE / HUN	1.8	8.600			0.1			10.300		DNF
										DNS			
	Simonetz Máté	2012	KSI SE / HUN	2.0	8.666			0.1			10.566		DNF
										DNS			
	Erben Kadir Uslu	2012	TUR	3.6	8.733						12.333		DNF
										DNS			
	László-Bártfai Balázs	2012	FTC-Telekom / HUN	1.8	8.166						9.966		DNF
										DNS			
	Aleksandr Panchenko	2016	GC Salto Zadar / CRO	1.2	9.000						10.200		DNF
										DNS			

11th International Junior Budapest Cup

Mens Artistic Gymnastics

III. AG Qualification

Budapest, 2026. április 25.



D	E	SB	O	Total
---	---	----	---	-------

	D	E	SB	O	Total				
1	Jacques Anselm	2012	FRA	3.9	8.600			12.500	Q
2	Nikolayev John	2012	ISR	3.4	8.166			11.566	Q
3	Erben Kadir Uslu	2012	TUR	2.7	8.833			11.533	Q
4	Tikiz Ayazdeniz	2015	BTV-Turnen / GER	2.9	8.566			11.466	Q
5	Jan Celestin Koic	2016	Zagreb GS / CRO	2.3	8.966			11.266	Q
5	Bolsinger Luis	2013	BTV-Turnen / GER	2.3	8.966			11.266	Q
7	Matija Slanac	2012	CRO	2.6	8.633			11.233	R
8	Titouan Hagnere	2012	FRA	2.7	8.500			11.200	R
9	Slavko Bielen	2014	CRO	2.7	8.333			11.033	
10	Bruno Bucko	2014	SVK	2.3	8.700			11.000	
11	Rónai Bertalan	2012	KSI SE / HUN	2.0	8.833	0.1		10.933	
12	Lucas Fernandez Ruiz	2012	FCG Barcelona / ESP	3.2	7.733			10.933	
13	Dörner Phillip	2014	BTV-Turnen / GER	2.3	8.600			10.900	
14	Karsai Zsombor	2012	DKSE / HUN	2.4	8.466			10.866	
15	Mustafa Yigit Dur	2014	TUR	2.5	8.333			10.833	
16	Aleksandr Panchenko	2016	GC Salto Zadar / CRO	1.4	9.400			10.800	
17	Benedikt Ennsbrunner		Turnsport Oberösterreich / AUT	2.3	8.500			10.800	
17	László-Bártfai Balázs	2012	FTC-Telekom / HUN	2.3	8.500			10.800	
19	Tiléo Santucci	2012	FRA	3.3	7.033			10.333	
20	Andrii Kyrlyenko		Turnsport Oberösterreich / AUT	2.2	8.000			10.200	
21	Simonetz Máté	2012	KSI SE / HUN	2.3	7.833			10.133	
22	Mark Horvat	2014	GC Vindija / CRO	2.3	7.800			10.100	
23	Eloi Matas Macia	2014	FCG Barcelona / ESP	2.6	7.500			10.100	
24	Emil Neumann	2012	SC Cottbus / GER	2.0	8.033			10.033	
25	Gercsák Dénes	2012	BHSE / HUN	2.7	7.100			9.800	
26	Benedikt Neumüller		Turnsport Oberösterreich / AUT	2.0	7.666			9.666	
27	Karlo Gradicek	2012	GC Vindija / CRO	1.9	7.200			9.100	
28	Tugrul Efe Ozturk	2012	TUR	1.7	7.200			8.900	
29	Semjén Gábor	2012	BHSE / HUN	2.0	6.133			8.133	
30	Nikola Vukovic	2012	Zagreb GS / CRO	2.2	5.533			7.733	

11th International Junior Budapest Cup

Mens Artistic Gymnastics

III. AG Qualification

Budapest, 2026. április 25.



D	E	SB	O	Total
---	---	----	---	-------

D	E	SB	O	Total					
1	Tiléo Santucci	2012	FRA	3.3	8.533			11.833	Q
2	Erben Kadir Uslu	2012	TUR	2.7	9.000			11.700	Q
3	Jacques Anselm	2012	FRA	2.7	8.833			11.533	Q
4	Nikola Vukovic	2012	Zagreb GS / CRO	2.4	8.866	0.1		11.366	Q
5	Mustafa Yigit Dur	2014	TUR	2.2	9.066			11.266	Q
6	Nikolayev John	2012	ISR	2.3	8.966			11.266	Q
7	Slavko Bielen	2014	CRO	1.9	9.166			11.066	R
8	Tikiz Ayazdeniz	2015	BTV-Turnen / GER	2.4	8.633			11.033	R
9	Titouan Hagnere	2012	FRA	2.4	8.533			10.933	
10	Bruno Bucko	2014	SVK	1.9	9.000			10.900	
11	Karlo Gradicek	2012	GC Vindija / CRO	2.3	8.600			10.900	
11	Semjén Gábor	2012	BHSE / HUN	2.3	8.600			10.900	
13	Dörner Phillip	2014	BTV-Turnen / GER	1.9	8.900			10.800	
14	Simonetz Máté	2012	KSI SE / HUN	1.9	8.833			10.733	
15	Aleksandr Panchenko	2016	GC Salto Zadar / CRO	1.5	9.200			10.700	
16	Matija Slanac	2012	CRO	2.0	8.700			10.700	
17	Benedikt Ennsbrunner		Turnsport Oberösterreich / AUT	2.1	8.600			10.700	
18	Tugrul Efe Ozturk	2012	TUR	1.8	8.866			10.666	
19	Gercsák Dénes	2012	BHSE / HUN	2.1	8.533			10.633	
19	László-Bártfai Balázs	2012	FTC-Telekom / HUN	2.1	8.533			10.633	
21	Jan Celestin Koic	2016	Zagreb GS / CRO	1.7	8.900			10.600	
22	Andrii Kyrilenko		Turnsport Oberösterreich / AUT	1.5	9.033			10.533	
23	Lucas Fernandez Ruiz	2012	FCG Barcelona / ESP	2.0	8.533			10.533	
23	Karsai Zsombor	2012	DKSE / HUN	2.0	8.533			10.533	
25	Benedikt Neumüller		Turnsport Oberösterreich / AUT	2.1	8.366			10.466	
26	Emil Neumann	2012	SC Cottbus / GER	2.3	8.166			10.466	
27	Rónai Bertalan	2012	KSI SE / HUN	1.7	8.733			10.433	
28	Eloi Matas Macia	2014	FCG Barcelona / ESP	2.1	8.266			10.366	
29	Bolsinger Luis	2013	BTV-Turnen / GER	2.6	6.800			9.400	
30	Mark Horvat	2014	GC Vindija / CRO	0.9	5.766		4.0	2.666	

11th International Junior Budapest Cup
Mens Artistic Gymnastics
III. AG Apparatus Finals
Budapest, 2026. április 26.




				D	E	SB	T	L	O	Total
1	Tiléo Santucci	2012	FRA	4.1	8.400	0.1				12.600
2	Tugrul Efe Ozturk	2012	TUR	3.5	8.633	0.1				12.233
3	Slavko Bielen	2014	CRO	3.7	8.400	0.1				12.200
4	Jacques Anselm	2012	FRA	3.9	8.300					12.200
5	Karsai Zsombor	2012	DKSE / HUN	3.8	8.033					11.833
6	Nikola Vukovic	2012	Zagreb GS / CRO	4.1	6.833	0.1		0.1		10.933

11th International Junior Budapest Cup
Mens Artistic Gymnastics
III. AG Apparatus Finals
Budapest, 2026. április 26.



				D	E	O	Total
1	Borna Baltic	2012	Zagreb GS / CRO	3.1	8.300		11.400
2	Matija Slanac	2012	CRO	2.6	8.566		11.166
3	Tiléo Santucci	2012	FRA	4.2	6.900		11.100
4	Mustafa Yigit Dur	2014	TUR	1.9	9.100		11.000
5	Nikolayev John	2012	ISR	2.9	5.566		8.466
6	Jacques Anselm	2012	FRA	3.8	4.400		8.200

11th International Junior Budapest Cup
Mens Artistic Gymnastics
III. AG Apparatus Finals
Budapest, 2026. április 26.



				D	E	SB	O	Total
1	Jacques Anselm	2012	FRA	3.4	8.533	0.1		12.033
2	Erben Kadir Uslu	2012	TUR	3.1	8.700			11.800
3	Tiléo Santucci	2012	FRA	3.2	8.400			11.600
4	Matija Slanac	2012	CRO	2.5	8.500	0.1	0.3	10.800
5	Semjén Gábor	2012	BHSE / HUN	2.0	8.933	0.1	0.3	10.733
6	Tugrul Efe Ozturk	2012	TUR	2.7	7.533			10.233

11th International Junior Budapest Cup

Mens Artistic Gymnastics

III. AG Apparatus Finals

Budapest, 2026. április 26.




		D	E	SB	L	O	V1	V2	Total
1	Titouan Hagnere	2012	FRA	3.6	8.900			12.500	12.050
				2.8	8.800			11.600	
2	Karsai Zsombor	2012	DKSE / HUN	2.4	9.266			11.666	11.699
				2.8	8.933			11.733	
3	Gercsák Dénes	2012	BHSE / HUN	2.8	9.100			11.900	11.666
				2.4	9.033			11.433	
4	Mustafa Yigit Dur	2014	TUR	3.6	8.800			12.400	11.616
				2.4	8.433			10.833	
5	Tiléo Santucci	2012	FRA	3.6	8.666			12.266	11.516
				2.8	7.966			10.766	
6	Tikiz Ayazdeniz	2015	BTV-Turnen / GER	3.6	8.533			12.133	11.483
				2.0	8.833			10.833	

11th International Junior Budapest Cup
Mens Artistic Gymnastics
III. AG Apparatus Finals
Budapest, 2026. április 26.



				D	E	SB	O	Total
1	Jacques Anselm	2012	FRA	4.0	8.433			12.433
2	Erben Kadir Uslu	2012	TUR	2.8	9.033			11.833
3	Nikolayev John	2012	ISR	3.4	8.100			11.500
4	Jan Celestin Koic	2016	Zagreb GS / CRO	2.3	9.100			11.400
5	Bolsinger Luis	2013	BTV-Turnen / GER	2.3	8.766			11.066
6	Tikiz Ayazdeniz	2015	BTV-Turnen / GER	2.9	7.833			10.733

11th International Junior Budapest Cup
Mens Artistic Gymnastics
III. AG Apparatus Finals
Budapest, 2026. április 26.









				D	E	SB	O	Total
1	Erben Kadir Uslu	2012	TUR	2.7	9.066	0.1		11.866
2	Jacques Anselm	2012	FRA	2.7	8.566			11.266
3	Nikola Vukovic	2012	Zagreb GS / CRO	2.4	8.700			11.100
4	Mustafa Yigit Dur	2014	TUR	2.2	8.866			11.066
5	Nikolayev John	2012	ISR	2.3	8.766			11.066
6	Tiléo Santucci	2012	FRA	3.3	7.066			10.366

11th International Junior Budapest Cup

Mens Artistic Gymnastics

Team Qualification

Budapest, 2026. április 25.

																																			
D	E1	E2	E3	E	Total	D	E1	E2	E3	E	Total	D	E1	E2	E3	E	Total	D	E1	E2	E3	E	Total	D	E1	E2	E3	E	Total	D	E1	E2	E3	E	Total
SB		P				SB		P				SB		P				SB		P				SB		P				SB		P			

2	Turkey	Team deduction	0.0	36.399(3)	32.898(5)	34.632(3)	37.765(2)	36.432(2)	35.166(4)	213.292
Ahmet Baki Karadayi			I. AG 2008	4.6 7.8 7.5 7.4 7.566 12.166	3.1 6.9 6.4 5.6 6.300 9.400	2.9 7.9 8.0 8.0 7.966 10.866	3.6 8.9 8.8 8.9 0.1 8.866 12.366	3.6 9.0 9.0 9.1 9.033 12.633	2.8 8.6 8.6 8.6 8.600 11.400	68.831
Kaan Goktekin			I. AG 2009	4.4 8.2 7.7 7.9 7.933 12.333	4.0 6.6 7.2 7.4 7.066 11.066	2.6 7.3 7.4 7.8 0.3 7.500 9.800	3.6 8.6 8.4 8.6 8.533 12.133	2.8 8.5 8.6 8.4 8.500 11.300	3.3 8.6 8.6 8.3 8.500 11.800	68.432
Umut Ors			II. AG 2010	4.5 7.5 7.0 7.5 0.2 7.333 11.633	2.7 8.3 8.3 8.2 8.266 10.966	3.3 8.6 8.8 8.4 0.1 8.600 12.000	4.4 8.5 8.5 9.0 8.666 13.066	2.9 9.3 9.2 9.3 0.1 9.266 12.266	3.2 8.4 8.6 8.4 8.466 11.666	71.597
Huseyin Emir Cunedioğlu			II. AG 2010	4.0 8.8 8.6 8.8 8.733 12.733	3.8 7.2 7.0 6.7 6.966 10.766	3.1 8.2 8.1 8.4 8.233 11.333	3.6 8.8 8.8 8.7 8.766 12.366	3.2 8.4 8.4 8.2 8.333 11.533	3.4 8.2 8.3 7.9 8.133 11.533	70.264
Mustafa Yigit Dur			III. AG 2014	3.4 6.8 7.2 7.2 0.3 7.066 10.166	1.9 9.1 9.0 8.8 8.966 10.866	2.6 7.7 7.7 8.2 7.866 10.466	3.6 8.4 8.5 8.5 0.3 8.466 11.766	2.5 8.4 8.2 8.4 8.333 10.833	2.2 9.1 9.1 9.0 9.066 11.266	65.363
Erben Kadir Uslu			III. AG 2012	3.3 7.9 8.1 8.1 8.033 11.333	1.9 6.5 6.3 6.1 6.300 8.200	3.1 8.6 8.6 8.8 8.666 11.766	3.6 8.7 8.5 9.0 8.733 12.333	2.7 8.9 8.5 9.1 8.833 11.533	2.7 9.0 8.9 9.1 9.000 11.700	66.865







3	Israel	Team deduction	0.0	35.800(4)	34.832(2)	34.399(4)	34.999(6)	36.299(3)	35.232(3)	211.561
Gusman Aviv			I. AG 2009	5.0 7.9 7.8 7.7 7.800 12.800	3.4 8.5 8.4 8.2 8.366 11.766	3.7 8.8 8.7 8.8 8.766 12.466	4.4 8.5 8.6 8.2 8.433 12.833	4.4 7.5 7.9 7.5 7.633 12.033	4.5 6.2 6.5 6.5 6.400 10.900	72.798
Bronshstein Mike			I. AG 2009	3.8 8.4 8.1 8.3 8.266 12.066	3.3 7.7 7.5 7.3 7.500 10.800	3.5 8.5 8.2 8.3 8.333 11.833	3.6 8.4 8.3 8.2 8.300 11.900	3.7 7.5 7.2 7.6 7.433 11.133	3.7 8.6 8.6 8.6 8.600 12.300	70.032
Kampinsky Amit			II. AG 2011	3.6 8.0 8.1 8.0 8.033 11.633	4.3 6.8 7.1 7.4 7.100 11.400	3.2 8.8 8.9 8.8 0.1 8.833 12.133	3.6 8.8 8.7 8.4 8.633 12.233	4.5 7.9 7.6 8.1 7.866 12.366	3.2 8.6 8.4 8.4 8.466 11.666	71.431
Marmari Yonatan			II. AG 2011	4.2 7.7 7.4 7.7 7.600 11.800	2.4 8.7 8.5 8.2 8.466 10.866	2.9 8.1 8.3 8.3 8.233 11.133	3.6 8.8 8.4 8.7 0.3 8.633 11.933	3.8 8.8 9.0 8.9 8.900 12.700	3.2 8.2 8.4 8.3 8.300 11.500	69.932
Nikolayev John			III. AG 2012	3.1 8.2 7.9 8.2 0.1 8.100 11.200	3.5 8.3 8.1 8.1 8.166 11.666	2.4 7.3 7.6 7.3 7.400 9.800	2.0 8.0 8.0 7.8 7.933 9.933	3.4 8.2 8.0 8.3 8.166 11.566	2.3 8.8 9.1 9.0 8.966 11.266	65.431

11th International Junior Budapest Cup

Mens Artistic Gymnastics

Team Qualification

Budapest, 2026. április 25.

																																				
D	E1	E2	E3	E	Total	D	E1	E2	E3	E	Total	D	E1	E2	E3	E	Total	D	E1	E2	E3	E	Total	D	E1	E2	E3	E	Total	D	E1	E2	E3	E	Total	Total
SB	P						SB	P						SB	P						SB	P						SB	P							







4	Hungary 1	Team deduction	0.0	35.366(5)					33.332(4)					34.932(2)					36.433(5)					34.833(5)					35.233(2)					210.129						
	Gál Kristóf	I. AG 2008	0.1	4.1	8.6	8.1	8.5	8.400	12.600	4.4	8.1	8.1	8.1	8.100	12.500	3.7	8.8	8.5	8.9	8.733	12.433	3.6	9.1	9.1	8.8	9.000	12.600	4.1	8.8	8.4	8.7	8.633	12.833	4.1	8.6	8.6	9.0	8.733	12.833	75.799
	Akinduro Axel András	I. AG 2009	0.1	3.6	9.0	9.0	9.1	9.033	12.733	4.3	8.4	8.3	8.1	8.266	12.566	3.2	9.0	9.2	9.1	9.100	12.400	3.6	9.1	9.1	9.2	9.133	12.733	3.9	7.5	7.1	7.5	7.366	11.266	3.6	8.5	8.7	8.1	8.433	12.033	73.731
	Lukács Gábor	II. AG 2010		3.2	7.6	7.6	7.6	7.600	10.800	4.0	5.9	5.9	5.7	5.833	9.833	2.7	8.4	8.3	8.3	8.333	11.033	3.6	8.1	8.6	8.8	8.500	12.100	3.2	9.0	9.0	9.0	9.000	12.200	3.1	5.7	5.9	6.2	5.933	9.033	64.999
	Bánki Márk	II. AG 2010		3.6	8.3	8.0	8.1	8.133	11.733	3.1	7.1	6.8	6.5	6.800	9.900	2.9	8.6	8.7	8.6	8.633	11.633	3.6	8.9	8.4	9.0	8.766	12.066	2.9	8.8	8.8	8.8	8.800	11.700	3.2	8.4	8.2	8.3	8.300	11.500	68.532
	Semjén Gábor	III. AG 2012		2.9	8.0	7.9	8.1	8.000	10.900	2.6	8.3	8.2	8.0	8.166	10.766	2.0	9.1	9.0	9.1	9.066	10.866	1.2	8.3	8.2	8.4	8.300	9.500	2.0	6.0	6.4	6.0	6.133	8.133	2.3	8.7	8.6	8.5	8.600	10.900	61.065
	Gercsák Dénes	III. AG 2012		2.9	8.0	7.9	7.7	7.866	10.766	2.8	7.9	8.1	8.2	8.066	10.866	1.8	8.4	8.4	8.0	8.266	9.766	2.8	8.9	8.7	8.8	8.800	11.600	2.7	7.1	7.1	7.1	7.100	9.800	2.1	8.5	8.8	8.3	8.533	10.633	63.431

11th International Junior Budapest Cup

Mens Artistic Gymnastics

Team Qualification

Budapest, 2026. április 25.

																																				
D	E1	E2	E3	E	Total	D	E1	E2	E3	E	Total	D	E1	E2	E3	E	Total	D	E1	E2	E3	E	Total	D	E1	E2	E3	E	Total	D	E1	E2	E3	E	Total	Total
SB	P						SB	P						SB	P						SB	P						SB	P							

5	Hungary 2	Team deduction	0.0	36.465(2)						33.932(3)						32.865(6)						36.833(4)						34.999(4)						33.066(5)						208.160
Péli Dominik			I. AG 2008	4.8	7.9	7.5	7.9	7.766	11.966	4.4	8.4	8.3	8.2	8.300	12.700	3.4	8.3	7.8	7.8	7.966	11.466	2.8	9.2	9.2	9.4	9.266	12.066	3.5	9.1	9.1	9.1	9.100	12.600	3.0	8.3	8.3	8.0	8.200	11.200	71.998
Király Patrik			I. AG 2008	3.7	8.4	8.2	8.1	8.233	11.933	4.7	8.0	8.2	8.4	8.200	12.900	3.2	8.1	8.2	8.4	8.233	11.433	3.6	9.1	9.0	9.0	9.033	12.633	3.6	8.5	8.3	8.6	8.466	12.066	3.2	7.8	7.6	7.9	7.766	11.066	72.031
Kováts Botond Ferenc			II. AG 2011	3.9	8.4	8.4	8.3	8.366	12.266	3.9	6.6	6.5	6.2	6.433	10.333	2.9	8.4	8.5	8.5	8.466	11.366	3.6	8.9	8.6	9.2	8.900	12.500	3.2	6.4	6.2	6.4	6.333	9.533	2.5	7.7	7.6	7.8	7.700	10.300	66.298
Gulyás Milán Balázs			II. AG 2011	3.3	9.0	8.7	9.1	8.933	11.933	3.2	7.9	8.1	8.2	8.066	11.266	2.7	8.7	8.4	8.8	8.633	11.033	2.4	8.6	9.0	9.0	8.866	11.266	2.7	9.0	8.5	9.0	8.833	11.533	2.5	8.6	8.6	8.7	8.633	11.133	68.164
Simonetz Máté			III. AG 2012	2.7	8.8	8.8	8.8	8.800	11.200	2.2	7.7	7.6	7.4	7.566	9.766	2.1	8.0	7.9	8.3	8.066	9.866	2.0	8.7	8.5	8.8	8.666	10.566	2.3	8.0	7.8	7.7	7.833	10.133	1.9	8.7	8.9	8.9	8.833	10.733	62.264
Karsai Zsombor			III. AG 2012	3.8	8.2	8.4	8.4	8.333	12.233	1.3	5.6	5.3	4.9	5.266	2.566	2.4	8.0	7.7	8.1	7.933	10.033	2.4	9.3	9.5	9.1	9.300	11.700	2.4	8.6	8.6	8.2	8.466	10.866	2.0	8.7	8.6	8.3	8.533	10.533	57.931







6	BTV-Turnen	Team deduction	0.0	35.199(6)						32.599(6)						34.000(5)						36.999(3)						33.265(7)						33.032(6)						205.094
Meier Tom			I. AG 2008	4.0	8.2	8.1	8.0	8.100	12.100	3.0	7.8	7.5	7.3	7.533	10.533	3.0	8.7	8.7	8.7	8.700	11.700	3.6	8.7	8.9	8.4	8.666	12.166	3.6	6.5	6.3	6.2	6.333	9.933	3.2	7.8	7.7	7.8	7.766	11.066	67.498
Lypchanskyi Makar			II. AG 2011	3.9	7.9	8.2	7.8	7.966	11.866	2.2	8.6	8.4	8.4	8.466	10.666	2.5	8.0	8.0	8.3	8.100	10.300	3.6	9.2	9.0	9.1	9.100	12.700	3.3	8.6	8.4	8.7	8.566	11.866	2.8	8.2	8.2	7.7	8.033	10.933	68.331
Brick Phinyo			II. AG 2010	4.7	7.1	7.1	6.9	7.033	11.333	4.4	7.2	7.2	7.2	7.200	11.600	3.3	8.4	7.9	8.6	8.300	11.600	3.6	8.9	8.8	9.2	8.966	12.466	3.0	7.2	7.7	7.2	7.366	10.366	3.6	7.2	7.1	7.4	7.233	10.833	68.198
Bolsinger Luis			III. AG 2013	2.8	7.4	7.7	7.3	7.466	9.966	1.9	7.7	8.0	8.4	8.033	9.933	2.0	7.6	7.4	7.3	7.433	8.933	3.6	8.5	8.6	8.5	8.533	12.133	2.3	8.9	9.0	9.0	8.966	11.266	2.6	6.7	7.1	6.6	6.800	9.400	61.631
Tikiz Ayazdeniz			III. AG 2015	3.1	8.3	8.7	8.3	8.433	11.233	1.9	8.8	8.5	8.4	8.566	10.466	2.5	8.4	8.4	8.7	8.500	10.700	3.6	8.5	8.2	8.4	8.366	11.966	2.9	8.7	8.5	8.5	8.566	11.466	2.4	8.7	8.7	8.5	8.633	11.033	66.864

11th International Junior Budapest Cup

Mens Artistic Gymnastics

Team Qualification

Budapest, 2026. április 25.

																																				
D	E1	E2	E3	E	Total	D	E1	E2	E3	E	Total	D	E1	E2	E3	E	Total	D	E1	E2	E3	E	Total	D	E1	E2	E3	E	Total	D	E1	E2	E3	E	Total	Total
SB	P					SB	P					SB	P					SB	P					SB	P											







7	FCG Barcelona	Team deduction	0.0	34.299(7)	26.999(7)	31.632(7)	34.566(7)	34.166(6)	32.232(7)	193.894
Kilian Lopez Soha-Escolar			I. AG 2008	4.2 6.3 6.3 6.3 0.3 6.300 10.200	3.0 7.9 7.6 7.2 7.566 10.566	3.0 7.5 7.3 7.5 7.433 10.433	3.6 8.4 8.3 8.6 8.433 12.033	2.7 7.7 8.0 7.6 7.766 10.466	3.0 8.0 8.4 8.1 8.166 11.166	64.864
Eloi Quintana Lujan			I. AG 2009	3.9 8.2 7.7 7.9 0.1 0.1 7.933 11.833	2.4 6.2 5.8 5.6 5.866 8.266	2.1 7.8 7.8 7.7 0.3 7.766 9.566	2.8 8.8 8.9 9.0 8.900 11.700	2.5 9.1 9.1 9.2 9.133 11.633	2.5 7.7 8.2 8.1 8.000 10.500	63.498
Andrii Yavorskyi			II. AG 2011	3.4 7.8 8.1 7.9 0.1 7.933 11.233	2.1 7.5 7.7 7.7 7.633 9.733	2.7 6.8 6.4 6.6 0.3 6.600 9.000	2.8 8.3 8.4 8.5 8.400 11.200	2.7 9.0 8.9 8.8 8.900 11.600	2.4 7.9 8.1 8.4 8.133 10.533	63.299
Eduerd Serrano Gracia			II. AG 2011	3.7 8.2 8.4 7.8 0.1 8.133 11.733	1.8 7.2 7.1 7.0 7.100 8.900	2.3 8.3 8.4 8.6 0.3 8.433 10.433	2.8 8.7 8.5 9.0 0.1 8.733 11.433	2.1 9.1 9.1 9.1 9.100 11.200	1.7 8.2 8.1 8.3 8.200 9.900	63.599
Lucas Fernandez Ruiz			III. AG 2012	3.5 7.7 7.4 7.8 0.1 0.5 7.633 10.733	1.8 5.2 5.1 5.0 3.0 5.100 3.900	2.5 8.7 8.5 8.5 0.3 8.566 10.766	2.4 8.5 8.8 8.8 8.700 11.100	3.2 7.8 7.8 7.6 7.733 10.933	2.0 8.4 8.5 8.7 8.533 10.533	57.965
Eloi Matas Macia			III. AG 2014	2.8 7.6 7.8 7.6 0.8 7.666 9.666	1.5 5.2 5.2 5.2 5.200 6.700	2.5 8.1 8.5 8.3 0.3 8.300 10.500	2.4 7.1 7.4 7.2 0.3 7.233 9.333	2.6 7.5 7.7 7.3 7.500 10.100	2.1 8.2 8.2 8.4 8.266 10.366	56.665

11th International Junior Budapest Cup

Mens Artistic Gymnastics

Team Finals

Budapest, 2026. április 26.

						
D E1 E2 E3 SB P E Total	D E1 E2 E3 SB P E Total	D E1 E2 E3 SB P E Total	D E1 E2 E3 SB P E Total	D E1 E2 E3 SB P E Total	D E1 E2 E3 SB P E Total	Total

1	Israel	Team deduction	0.0	12.333(1)	11.066(4)	12.200(1)	12.366(4)	11.533(3)	11.933(4)	71.431
	Gusman Aviv		2009						4.5 7.3 7.5 7.5 7.433 11.933	11.933
	Bronshtein Mike		2009			3.5 8.6 8.6 8.9 8.700 12.200				12.200
	Kampinsky Amit		2011				3.6 8.6 8.8 8.9 8.766 12.366			12.366
	Marmari Yonatan		2011	4.3 8.1 7.9 8.1 8.033 12.333						12.333
	Nikolayev John		2012		3.5 7.4 7.6 7.7 7.566 11.066			3.4 8.2 7.9 8.3 8.133 11.533		22.599







2	France	Team deduction	0.0	12.300(2)	11.266(3)	11.466(5)	13.833(1)	11.700(1)	10.233(6)	70.798
	Tom Jolivet		2009				4.4 9.5 9.4 9.4 9.433 13.833			13.833
	Ruddy Bordelais Maisonnable		2008		4.3 6.9 7.0 7.0 6.966 11.266					11.266
	Tyler Traore Malatre		2011						3.7 6.8 6.3 6.5 6.533 10.233	10.233
	Jules Dumas		2011					3.4 8.3 8.2 8.4 8.300 11.700		11.700
	Jacques Anselm		2012			3.4 8.3 8.2 7.7 8.066 11.466				11.466
	Tiléo Santucci		2012	4.1 8.2 8.2 8.2 8.200 12.300						12.300

11th International Junior Budapest Cup

Mens Artistic Gymnastics

Team Finals

Budapest, 2026. április 26.

																																				
D	E1	E2	E3	E	Total	D	E1	E2	E3	E	Total	D	E1	E2	E3	E	Total	D	E1	E2	E3	E	Total	D	E1	E2	E3	E	Total	D	E1	E2	E3	E	Total	Total
SB		P				SB		P				SB		P				SB		P				SB		P				SB		P				







3	Hungary 1	Team deduction	0.0	10.800(6)	12.300(2)	11.766(3)	11.666(6)	11.433(4)	12.700(1)	70.665
	Gál Kristóf	2008							4.1 8.5 8.5 8.8 8.600 12.700	12.700
	Akinduro Axel András	2009				3.2 8.7 8.5 8.5 8.566 11.766				11.766
	Lukács Gábor	2010		4.0 8.4 8.4 8.1 8.300 12.300						12.300
	Bánki Márk	2010						2.9 8.5 8.4 8.7 8.533 11.433		11.433
	Semjén Gábor	2012	3.0 8.0 7.5 7.9 7.800 10.800							10.800
	Gercsák Dénes	2012					2.8 8.9 9.0 9.0 0.1 8.966 11.666			11.666

11th International Junior Budapest Cup

Mens Artistic Gymnastics

Team Finals

Budapest, 2026. április 26.

																																									
D	E1	E2	E3	E	Total	D	E1	E2	E3	E	Total	D	E1	E2	E3	E	Total	D	E1	E2	E3	E	Total	D	E1	E2	E3	E	Total	D	E1	E2	E3	E	Total	Total					
SB	P					SB	P					SB	P					SB	P					SB	P					SB	P										

5	Turkey	Team deduction	0.0	11.266(4)	10.933(6)	11.766(3)	13.133(2)	11.566(2)	11.366(5)	70.030
	Ahmet Baki Karadayi	2008						3.6 8.0 8.1 7.8 7.966 11.566		11.566
	Kaan Goktekin	2009		4.0 7.2 7.0 6.6 6.933 10.933						10.933
	Umut Ors	2010					4.4 8.6 8.5 9.1 8.733 13.133			13.133
	Huseyin Emir Cunedioğlu	2010	4.0 7.2 7.3 7.3 7.266 11.266							11.266
	Erben Kadir Uslu	2012				3.1 8.7 8.7 8.6 8.666 11.766				11.766
	Mustafa Yigit Dur	2014							2.2 9.2 9.2 9.1 9.166 11.366	11.366

6	BTV-Turmen	Team deduction	0.0	11.900(3)	11.000(5)	11.866(2)	12.233(5)	10.766(5)	12.100(3)	69.865
	Meier Tom	2008				3.0 8.8 8.8 9.0 8.866 11.866			3.2 8.9 8.8 8.7 8.800 12.100 0.1	23.966
	Lypchanskyi Makar	2011	3.9 8.1 8.3 7.9 0.1 8.100 11.900							11.900
	Brick Phinyo	2010		4.3 6.8 6.7 6.6 6.700 11.000						11.000
	Bolsinger Luis	2013					3.6 8.4 8.5 9.0 8.633 12.233			12.233
	Tikiz Ayazdeniz	2015						2.9 7.8 7.8 8.0 7.866 10.766		10.766